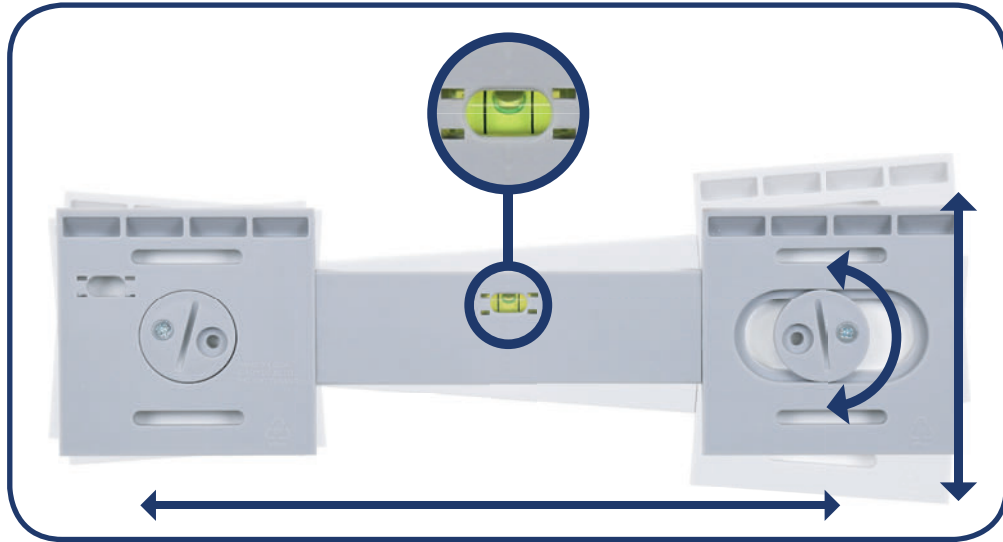




MIRRORS & CABINETS

Storage is an integral part of any bathroom and the Croydex range of furniture and cabinets certainly make a smart addition to any home. With a wide variety on offer, you are sure to find a storage solution to help your bathroom stand out from the crowd.



ALWAYS LEVEL

The patented Hang 'n' Lock easy installation bracket from Croydex is a simple and safe solution to hang your cabinet or mirror.


Hang 'n' Lock provides the flexibility to change the level of your cabinet or mirror after having drilled your holes.

EASY INSTALLATION BRACKET • FULLY ADJUSTABLE • SINGLE PERSON INSTALL




FIX

Attach the bracket to the wall




HANG

Hang your mirror or cabinet



LEVEL

Adjust the level



SECURE

Lock securely in place



Hang'n'Lock™ – Mirrors

BAMPTON RECTANGULAR MIRROR WITH SHELVES

- High quality 5mm safety backed mirror glass
- 5mm Bevelled edges
- Four toughened glass shelves with chrome plated brackets
- Easy to install Hang 'n' Lock system (see page 130)


 Hang'n'Lock™

CODE	DIMENSIONS (HxWxD)
MM700100	800 x 600 x 142mm
<i>Shelves: W170 x D120mm W560 x D120mm</i>	
Packaging: White box with colour label	

DEVOKE RECTANGULAR DOUBLE LAYER MIRROR WITH SHELF

- High quality 5mm safety backed mirror glass
- 5mm Bevelled edges
- One clear toughened glass shelf with chrome plated brackets
- Mirror on mirror design
- Easy to install Hang 'n' Lock system (see page 130)


 Hang'n'Lock™

CODE	DIMENSIONS (HxWxD)
MM700300	700 x 500 x 160mm Shelf: W480 x D120mm
Packaging: White box with colour label	

FAIRFIELD ARCH MIRROR WITH SHELF

- High quality 5mm safety backed mirror glass
- 5mm Bevelled edges
- One clear toughened glass shelf with chrome plated brackets
- Decorative inset bevel
- Easy to install Hang 'n' Lock system (see page 130)


 Hang'n'Lock™

CODE	DIMENSIONS (HxWxD)
MM700400	600 x 450 x 160mm Shelf: W410 x D120mm
Packaging: White box with colour label	

RYDAL RECTANGULAR DOUBLE LAYER MIRROR WITH SHELF

- High quality 5mm safety backed mirror glass
- 5mm Bevelled edges
- One clear toughened glass shelf with chrome plated brackets
- Elegant mirror on mirror design
- Easy to install Hang 'n' Lock system (see page 130)


 Hang'n'Lock™

CODE	DIMENSIONS (HxWxD)
MM700800	500 x 400 x 160mm Shelf: W380 x D120mm
Packaging: White box with colour label	

PARKGATE RECTANGULAR MIRROR WITH BRUSHED STEEL FRAME

- High quality safety backed mirror glass
- Brushed stainless steel frame
- Can be hung either portrait or landscape
- Easy to install Hang 'n' Lock system (see page 130)


 Hang'n'Lock™

CODE	DIMENSIONS (HxWxD)
MM701605	920 x 610 x 19mm
Packaging: White box with colour label	

MEADLEY CIRCULAR MIRROR WITH MOSAIC SURROUND

- High quality 5mm safety backed mirror glass
- Decorative glass mosaic border
- Suitable for any room in the house
- Easy to install Hang 'n' Lock system (see page 130)


 Hang'n'Lock™

CODE	DIMENSIONS (HxWxD)
MM700700	600 x 600 x 24mm
Packaging: White box with colour label	

Hang'n'Lock™ – Mirrors

KENTMERE RECTANGULAR MIRROR

- High quality 5mm safety backed mirror glass
- Can be hung either portrait or landscape
- Easy to install Hang 'n' Lock system (see page 130)



CODE	DIMENSIONS (HxWxD)
MM701400	900 x 450 x 19mm
Packaging: White box with colour label	

BELHAM OVAL MIRROR

- High quality 5mm safety backed mirror glass
- Can be hung either portrait or landscape
- Easy to install Hang 'n' Lock system (see page 130)



CODE	DIMENSIONS (HxWxD)
MM701200	900 x 450 x 19mm
Packaging: White box with colour label	

HARROP ROUNDED RECTANGLE MIRROR

- High quality 5mm safety backed mirror glass
- Can be hung either portrait or landscape
- Easy to install Hang 'n' Lock system (see page 130)



CODE	DIMENSIONS (HxWxD)
MM701300	650 x 400 x 19mm
Packaging: White box with colour label	

SIMPSON ROUND MIRROR

- High quality 5mm safety backed mirror glass
- Simple, elegant design
- Easy to install Hang 'n' Lock system (see page 130)



CODE	DIMENSIONS (HxWxD)
MM701500	600 x 600 x 19mm
Packaging: White box with colour label	



Hang'n'Lock™ – Illuminated Mirrors

HENMORE LED ILLUMINATED MIRROR

- Touch sensitive power switch
- Heated demister pad
- IP44 Rated, suitable for use in the outside zone
- Easy to install Hang 'n' Lock system (see page 130)



 Hang'n'Lock™

CODE	DIMENSIONS (HxWxD)
MM710400E	600 x 380 x 45mm
Packaging: White box with colour label	

CARROCK LED ILLUMINATED MIRROR

- Touch sensitive power switch
- Heated demister pad
- IP44 Rated, suitable for use in the outside zone
- Easy to install Hang 'n' Lock system (see page 130)



 Hang'n'Lock™

CODE	DIMENSIONS (HxWxD)
MM710100E	640 x 450 x 60mm Magnifier: 140mm Diameter
Packaging: White box with colour label	

SHERSTON LED ILLUMINATED MIRROR

- Touch sensitive power switch
- Heated demister pad
- Can be hung either portrait or landscape
- IP44 Rated, suitable for use in the outside zone
- Easy to install Hang 'n' Lock system (see page 130)



 Hang'n'Lock™

CODE	DIMENSIONS (HxWxD)
MM710500E	800 x 600 x 50mm
Packaging: White box with colour label	

CHEATON LED ILLUMINATED MIRROR

- Touch sensitive power switch
- Heated demister pad
- Can be hung either portrait or landscape
- IP44 Rated, suitable for use in the outside zone
- Easy to install Hang 'n' Lock system (see page 130)



 Hang'n'Lock™

CODE	DIMENSIONS (HxWxD)
MM710600E	800 x 600 x 45mm
Packaging: White box with colour label	

WYNCHAM LED ILLUMINATED MIRROR

- Touch sensitive power switch
- Heated demister pad
- IP44 Rated, suitable for use in the outside zone
- Easy to install Hang 'n' Lock system (see page 130)



 Hang'n'Lock™

CODE	DIMENSIONS (HxWxD)
MM710200E	700 x 700 x 40mm
Packaging: White box with colour label	

ROTHLEY LED ILLUMINATED MIRROR

- Touch sensitive power switch
- Heated demister pad
- Bevelled mirror
- Etched glass surround
- IP44 Rated, suitable for use in the outside zone
- Easy to install Hang 'n' Lock system (see page 130)




 Hang'n'Lock™

CODE	DIMENSIONS (HxWxD)
MM710300E	800 x 800 x 50mm Mirror: 660mm Diameter
Packaging: White box with colour label	

Hang'n'Lock™ – Illuminated Mirrors

CHILCOMBE ILLUMINATED MIRROR

- Touch sensitive power switch
- Edge lit mirror
- Heated demister pad
- Can be hung either portrait or landscape
- IP44 Rated, suitable for use in the outside zone
- Easy to install Hang 'n' Lock system (see page 130)



 Hang'n'Lock™

CODE	DIMENSIONS (HxWxD)
MM720200E	700 x 500 x 30mm
Packaging: White box with colour label	



ROOKLEY ILLUMINATED MIRROR

- Touch sensitive power switch
- Heated demister pad
- Full frame LED light
- Can be hung either portrait or landscape
- IP44 Rated, suitable for use in the outside zone
- Easy to install Hang 'n' Lock system (see page 130)



 Hang'n'Lock™

CODE	DIMENSIONS (HxWxD)
MM720700E	700 x 500 x 30mm
Packaging: White box with colour label	



OAKLEY ILLUMINATED MIRROR

- Remote controlled
- Heated demister pad
- Multiple colour changes and mood lighting options
- IP44 Rated, suitable for use in the outside zone
- Easy to install Hang 'n' Lock system (see page 130)



 Hang'n'Lock™

CODE	DIMENSIONS (HxWxD)
MM720100E	700 x 700 x 45mm
Packaging: White box with colour label	



Hang'n'Lock™ – Illuminated Mirrors

CHAWSTON ILLUMINATED MIRROR

- Touch sensitive power switch
- Heated demister pad
- Full frame LED light
- Can be hung either portrait or landscape
- IP44 Rated, suitable for use in the outside zone
- Easy to install Hang 'n' Lock system (see page 130)



 Hang'n'Lock™

CODE	DIMENSIONS (HxWxD)
------	--------------------

MM720400E	700 x 500 x 30mm
-----------	------------------

Packaging: White box with colour label



HENBURY ILLUMINATED MIRROR

- Touch sensitive power switch
- Heated demister pad
- Two LED light strips
- Can be hung either portrait or landscape
- IP44 Rated, suitable for use in the outside zone
- Easy to install Hang 'n' Lock system (see page 130)



 Hang'n'Lock™

CODE	DIMENSIONS (HxWxD)
------	--------------------

MM720300E	700 x 500 x 30mm
-----------	------------------

Packaging: White box with colour label



MARLOW ILLUMINATED MIRROR

- Touch sensitive power switch
- Heated demister pad
- Halo effect lighting
- IP44 Rated, suitable for use in the outside zone
- Easy to install Hang 'n' Lock system (see page 130)



 Hang'n'Lock™

CODE	DIMENSIONS (HxWxD)
------	--------------------

MM720500E	800 x 600 x 35mm
-----------	------------------


Packaging: White box with colour label



Illuminated Mirrors

BIRCHWOOD ILLUMINATED ROUND MIRROR

- Touch sensitive power switch
- Heated demister pad
- Circular LED light
- Bevelled edge
- IP44 Rated, suitable for use in the outside zone
- Easy to install Hang 'n' Lock system (see page 130)



 Hang'n'Lock™

CODE	DIMENSIONS (HxWxD)
MM720600E	590 x 590 x 33mm
Packaging: White box with colour label	

HALINGTON ILLUMINATED MIRROR

- Touch sensitive power switch
- Heated demister pad
- One LED light strip and one circular LED light
- 3 x Magnifying beauty mirror
- Can be hung portrait only
- IP44 Rated, suitable for use in the outside zone
- Easy to install Hang 'n' Lock system (see page 130)



 Hang'n'Lock™

CODE	DIMENSIONS (HxWxD)
MM720800E	700 x 500 x 30mm
Packaging: White box with colour label	

MALHAM ILLUMINATED MIRROR

- Button power switch
- Two LED light strips
- Battery operated
- Requires 8 x AA batteries
- Can be hung portrait only



CODE	DIMENSIONS (HxWxD)
MM730100E	450 x 300 x 30mm
Packaging: White box with colour label	

THORNTON ILLUMINATED MIRROR

- Button power switch
- Two LED light strips
- Battery operated
- Requires 8 x AA batteries
- Can be hung portrait only



CODE	DIMENSIONS (HxWxD)
MM731100E	600 x 400 x 30mm
Packaging: White box with colour label	

HORTON ILLUMINATED MIRROR

- Button power switch
- Two LED light strips
- Battery operated
- Requires 8 x AA batteries
- Can be hung portrait only



CODE	DIMENSIONS (HxWxD)
MM731200E	700 x 500 x 30mm
Packaging: White box with colour label	

NEW

MARSTON ILLUMINATED MIRROR

- Button power switch
- Ten star lights
- Battery operated
- Requires 8 x AA batteries



NEW

CODE	DIMENSIONS (HxWxD)
MM731700E	600 x 600 x 30mm
Packaging: White box with colour label	

Hang'n'Lock™ – Aluminium Cabinets

- Double sided mirrored doors with bevel on the front mirror glass
- Wide opening hinges increase accessibility
- Mirrored internal back panel
- Adjustable toughened clear glass shelves
- Concealed shelf supports
- Left or right hand door opening
- Can be surface or recessed* mounted
- Decorative mirrored glass side panels for surface mounting included
- Hang 'n' Lock installation system for surface mounted configuration
- Optional pin handles included
- Supplied fully assembled**
- Easy to install, fixings included

* 100mm depth is required for recessed installation

** If a surface mounted configuration is selected, mirrored side panels must be fitted to the cabinet. These are not required if a recessed configuration is selected.



Pin handle



Concealed shelf fixing points



Bevelled edge mirror



WINSTER SINGLE DOOR CABINET

- Aluminium cabinet with bevelled edge mirrored door
- Two adjustable shelves
- 105 Degree hinges
- Recessed or surface mounted configuration
- Easy to install Hang 'n' Lock system (see page 130)



CODE	DIMENSIONS (HxWxD)
WC101169	510 x 405 x 133mm
Packaging: White box with colour label	

MEDINA SINGLE DOOR CABINET

- Aluminium cabinet with bevelled edge mirrored door
- Two adjustable shelves
- 165 Degree sprung hinges for increased accessibility
- Recessed or surface mounted configuration
- Easy to install Hang 'n' Lock system (see page 130)



CODE	DIMENSIONS (HxWxD)
WC101269	660 x 380 x 133mm
Packaging: White box with colour label	

LANGLEY SINGLE DOOR CABINET

- Aluminium cabinet with bevelled edge mirrored door
- Two adjustable shelves
- 165 Degree sprung hinges for increased accessibility
- Recessed or surface mounted configuration
- Easy to install Hang 'n' Lock system (see page 130)



CODE	DIMENSIONS (HxWxD)
WC101369	660 x 510 x 133mm
Packaging: White box with colour label	

HAVEN SINGLE DOOR CABINET

- Aluminium cabinet with bevelled edge mirrored door
- Two adjustable shelves
- 165 Degree sprung hinges for increased accessibility
- Recessed or surface mounted configuration
- Easy to install Hang 'n' Lock system (see page 130)



CODE	DIMENSIONS (HxWxD)
WC101469	760 x 610 x 133mm
Packaging: White box with colour label	

Hang'n'Lock™ – Aluminium Cabinets

ORWELL SINGLE DOOR OVAL CABINET

- Aluminium cabinet with bevelled edge mirrored door
- Two adjustable shelves
- 150 Degree piano hinge
- Recessed or surface mounted configuration
- Easy to install Hang 'n' Lock system (see page 130)



CODE	DIMENSIONS (HxWxD)
WC101569	500 x 370 x 110mm Mirror: 790 x 535mm
Packaging: White box with colour label	

NEWTON DOUBLE DOOR BI-VIEW CABINET

- Aluminium cabinet with bevelled edge mirrored doors
- Five adjustable glass shelves
- 165 Degree sprung hinges for increased accessibility
- Recessed or surface mounted configuration
- Easy to install Hang 'n' Lock system (see page 130)



CODE	DIMENSIONS (HxWxD)
WC102069	660 x 610 x 133mm
Packaging: White box with colour label	

HALTON DOUBLE DOOR BI-VIEW CABINET

- Aluminium cabinet with bevelled edge mirrored doors
- Five adjustable glass shelves
- 165 Degree sprung hinges for increased accessibility
- Recessed or surface mounted configuration
- Easy to install Hang 'n' Lock system (see page 130)



CODE	DIMENSIONS (HxWxD)
WC101669	660 x 765 x 133mm
Packaging: White box with colour label	

GROVE TRIPLE DOOR TRI-VIEW CABINET

- Aluminium cabinet with bevelled edge mirrored doors
- Nine adjustable glass shelves
- 165 Degree sprung hinges for increased accessibility
- Recessed or surface mounted configuration
- Easy to install Hang 'n' Lock system (see page 130)



CODE	DIMENSIONS (HxWxD)
WC101769	660 x 610 x 133mm
Packaging: White box with colour label	

LOXLEY TRIPLE DOOR TRI-VIEW CABINET

- Aluminium cabinet with bevelled edge mirrored doors
- Nine adjustable glass shelves
- 165 Degree sprung hinges for increased accessibility
- Recessed or surface mounted configuration
- Easy to install Hang 'n' Lock system (see page 130)



CODE	DIMENSIONS (HxWxD)
WC101869	660 x 762 x 133mm
Packaging: White box with colour label	

KENNETT TRIPLE DOOR TRI-VIEW CABINET

- Aluminium cabinet with bevelled edge mirrored doors
- Nine adjustable glass shelves
- 165 Degree sprung hinges for increased accessibility
- Recessed or surface mounted configuration
- Easy to install Hang 'n' Lock system (see page 130)



CODE	DIMENSIONS (HxWxD)
WC101969	660 x 914 x 133mm
Packaging: White box with colour label	

Hang'n'Lock™ – White Steel Cabinets

WELLINGTON DOUBLE DOOR BI-VIEW CABINET

- White steel cabinet with mirrored doors
- Two adjustable shelves
- 110 Degree sprung hinges
- Optional pin handles included
- Easy to install Hang 'n' Lock system (see page 130)



CODE	DIMENSIONS (HxWxD)
WC102122	610 x 610 x 127mm
Packaging: White box with colour label	

SHAWDON DOUBLE DOOR BI-VIEW CABINET

- White steel cabinet with mirrored doors
- Two adjustable shelves
- 110 Degree sprung hinges
- Optional pin handles included
- Easy to install Hang 'n' Lock system (see page 130)



CODE	DIMENSIONS (HxWxD)
WC102222	762 x 762 x 127mm
Packaging: White box with colour label	

LYMINGTON TRIPLE DOOR TRI-VIEW CABINET

- White steel cabinet with mirrored doors
- Two adjustable shelves
- 110 Degree sprung hinges
- Optional pin handles included
- Easy to install Hang 'n' Lock system (see page 130)



CODE	DIMENSIONS (HxWxD)
WC102422	610 x 610 x 127mm
Packaging: White box with colour label	

HEACHAM TRIPLE DOOR TRI-VIEW CABINET

- White steel cabinet with mirrored doors
- Two adjustable shelves
- 110 Degree sprung hinges
- Optional pin handles included
- Easy to install Hang 'n' Lock system (see page 130)



CODE	DIMENSIONS (HxWxD)
WC102522	762 x 762 x 127mm
Packaging: White box with colour label	

WESTBOURNE TRIPLE DOOR TRI-VIEW CABINET

- White steel cabinet with mirrored doors
- Two adjustable shelves
- 110 Degree sprung hinges
- Optional pin handles included
- Easy to install Hang 'n' Lock system (see page 130)



CODE	DIMENSIONS (HxWxD)
WC102322	762 x 914 x 133mm
Packaging: White box with colour label	

BURWELL TRIPLE DOOR TRI-VIEW CABINET

- White steel cabinet with mirrored doors
- Two adjustable shelves
- 110 Degree sprung hinges
- Optional pin handles included
- Easy to install Hang 'n' Lock system (see page 130)



CODE	DIMENSIONS (HxWxD)
WC102622	762 x 1219 x 133mm
Packaging: White box with colour label	

Wooden Cabinets

SIMPLICITY SINGLE DOOR CABINET

- White MDF cabinet with mirrored door
- One adjustable shelf
- Magnetic push catch opening
- Simple self-assembly format
- All fixtures and fittings included



CODE	DIMENSIONS (HxWxD)
WC257122	300 x 300 x 140mm
Packaging: White box with colour label	

SIMPLICITY DOUBLE DOOR CABINET

- White MDF cabinet with mirrored doors
- One adjustable shelf
- Magnetic push catch opening
- Simple self-assembly format
- All fixtures and fittings included



CODE	DIMENSIONS (HxWxD)
WC257022	450 x 600 x 140mm
Packaging: White box with colour label	

SIMPLICITY SINGLE DOOR CORNER CABINET

- White MDF cabinet with mirrored door
- One adjustable shelf
- Magnetic push catch opening
- Simple self-assembly format
- All fixtures and fittings included



CODE	DIMENSIONS (HxWxD)
WC257222	500 x 300 x 240mm
Packaging: White box with colour label	

LANGHAM SINGLE DOOR MIRROR CABINET

- White MDF single mirror door cabinet
- One adjustable shelf
- One fixed open shelf
- Simple self-assembly format
- All fixtures and fittings included



CODE	DIMENSIONS (HxWxD)
WC431222	650 x 370 x 130mm
Packaging: White box with colour label	

SWIVEL DOUBLE DOOR CABINET

- White finish cabinet with swivel mirrored doors to provide an all round view
- One adjustable internal toughened glass shelf
- Supplied fully assembled
- All fixtures and fittings included
- Easy to install Hang 'n' Lock system (see page 130)



CODE	DIMENSIONS (HxWxD)
WC440322	500 x 540 x 140mm
Packaging: White box with colour label	

Wooden Cabinets

WHITE SINGLE DOOR CABINET

- Gloss white MDF cabinet with mirrored door
- Two adjustable glass shelves
- Left or right door opening
- Easy to install Hang 'n' Lock system (see page 130)
- Supplied fully assembled
- All fixtures and fittings included



CODE	DIMENSIONS (HxWxD)
WC410122	600 x 350 x 130mm
Packaging: White box with colour label	

WHITE DOUBLE DOOR BI-VIEW CABINET

- Gloss white MDF cabinet with mirrored doors
- Four adjustable glass shelves
- Left or right door opening
- Easy to install Hang 'n' Lock system (see page 130)
- Supplied fully assembled
- All fixtures and fittings included



CODE	DIMENSIONS (HxWxD)
WC410222	500 x 650 x 130mm
Packaging: White box with colour label	

BLANCO SINGLE MIRROR DOOR CABINET

- White wooden single mirror door cabinet
- One adjustable shelf
- Easy to install Hang 'n' Lock system (see page 130)
- Simple self-assembly format
- All fixtures and fittings included



CODE	DIMENSIONS (HxWxD)
WC271022	530 x 340 x 130mm
Packaging: White box with colour label	

ANDERSON DOUBLE MIRROR DOOR CABINET

- White wooden double mirror door cabinet
- One adjustable shelf
- One fixed open shelf
- Easy to install Hang 'n' Lock system (see page 130)
- Simple self-assembly format
- All fixtures and fittings included



CODE	DIMENSIONS (HxWxD)
WC271122	580 x 560 x 130mm
Packaging: White box with colour label	

LOCKABLE WALNUT EFFECT CABINET

- Walnut effect single mirror door cabinet
- Two adjustable shelves
- Soft close hinges
- Secure locking system with keys for storage of medicine
- Supplied fully assembled
- All fixtures and fittings included



CODE	DIMENSIONS (HxWxD)
WC250177	598 X 600 X 154mm
Packaging: Brown box with colour label	

Illuminated Cabinets

Here at Croydex we offer a selection of illuminated bathroom cabinets to choose from, so why not enhance your bathroom's design with a cabinet that's both functional and stylish.

All our cabinets are supplied fully assembled and come with all fixtures, fittings and bulbs included. Not only will these cabinets add a touch of elegance to your room, they are also RoHS compliant and IP24/44 rated, meaning they are suitable for use in the outside zone.

When it comes to choosing a stylish storage unit, illuminated cabinets are the perfect choice for any bathroom.

SHIRE DOUBLE DOOR ILLUMINATED CABINET

- Steel cabinet with mirrored doors
- One fixed internal shelf
- Integrated shaver socket
- Two halogen downlighters
- IP24 Rated, suitable for use in the outside zone



Shaver Socket



CODE	FINISH	DIMENSIONS (HxWxD)
WC266222E	White	530 x 450 x 230mm
WC266205E	S/Steel	530 x 450 x 230mm

(Depth 120mm excluding overhang)

Packaging: Brown box

MEDWAY ILLUMINATED CABINET

- High quality mirrored stainless steel with mirrored door
- Decorative LED lighting bar
- IP44 Rated, suitable for use in the outside zone
- Fixed internal stainless steel shelf
- Easy to install Hang 'n' Lock system (see page 130)
- All fixtures and fittings included



NEW

 Hang'n'Lock™

CODE	DIMENSIONS (HxWxD)
WC871405E	670 x 410 x 125mm

Packaging: White box with colour label

THAMES DOUBLE DOOR ILLUMINATED CABINET

- White MDF cabinet with mirrored doors
- One internal shelf
- Integrated shaver socket
- One halogen downlighter
- IP24 Rated, suitable for use in the outside zone



Shaver Socket



CODE	HANG'N'LOCK	DIMENSIONS (HxWxD)
WC146022E	Yes	640 x 700 x 245mm
WC146122E	No	640 x 700 x 245mm

(Depth 155mm excluding overhang)

Packaging: Brown box

MAIFORD SINGLE DOOR ILLUMINATED CABINET

- Aluminium cabinet with double sided mirrored door
- Internal LED lighting panel with rocker switch operation
- Integrated shaver socket
- Two adjustable tempered glass shelves
- 180 Degree hinges for increased accessibility
- Easy to install Hang 'n' Lock system (see page 130)
- IP44 Rated, suitable for use in the outside zone



Shaver Socket



 Hang'n'Lock™

CODE	DIMENSIONS (HxWxD)
WC147569E	700 x 400 x 148mm

Packaging: Brown box with colour label

WARWICK DOUBLE DOOR ILLUMINATED CABINET

- Aluminium cabinet with double sided mirrored doors
- Internal LED lighting panel with rocker switch operation
- Integrated shaver socket
- Two adjustable tempered glass shelves
- 180 Degree hinges for increased accessibility
- Easy to install Hang 'n' Lock system (see page 130)
- IP44 Rated, suitable for use in the outside zone



Shaver Socket



 Hang'n'Lock™

CODE	DIMENSIONS (HxWxD)
WC147269E	700 x 600 x 148mm

Packaging: Brown box with colour label

Illuminated Cabinets

HOUSTON SINGLE DOOR ILLUMINATED CORNER CABINET

- Aluminium cabinet with double sided mirrored door
- Internal LED lighting panel with rocker switch operation
- Integrated shaver socket
- Two adjustable tempered glass shelves
- 180 Degree hinges for increased accessibility
- IP44 Rated, suitable for use in the outside zone



CODE	DIMENSIONS (HxWxD)
WC147169E	700 x 346.5 x 162.5mm
Packaging: Brown box with colour label	

JEFFERSON SINGLE DOOR ILLUMINATED CABINET

- Aluminium cabinet with double sided mirrored door
- Decorative LED lighting bar with rocker switch operation
- Integrated shaver socket
- Two adjustable tempered glass shelves
- 180 Degree hinges for increased accessibility
- Easy to install Hang 'n' Lock system (see page 130)
- IP44 Rated, suitable for use in the outside zone



CODE	DIMENSIONS (HxWxD)
WC147769E	700 x 400 x 120mm
Packaging: Brown box with colour label	

MADISON SINGLE DOOR ILLUMINATED CABINET

- Aluminium cabinet with double sided mirrored door
- Decorative LED lighting bar with rocker switch operation
- Integrated shaver socket
- Two adjustable tempered glass shelves
- 180 Degree hinges for increased accessibility
- Easy to install Hang 'n' Lock system (see page 130)
- IP44 Rated, suitable for use in the outside zone



CODE	DIMENSIONS (HxWxD)
WC147369E	700 x 500 x 120mm
Packaging: Brown box with colour label	

SUDBURY DOUBLE DOOR ILLUMINATED CABINET

- Aluminium cabinet with double sided mirrored doors
- Decorative LED lighting bar with rocker switch operation
- Integrated shaver socket
- Two adjustable tempered glass shelves
- 180 Degree hinges for increased accessibility
- Easy to install Hang 'n' Lock system (see page 130)
- IP44 Rated, suitable for use in the outside zone



CODE	DIMENSIONS (HxWxD)
WC147069E	700 x 600 x 120mm
Packaging: Brown box with colour label	

HAMPTON TRIPLE DOOR ILLUMINATED CABINET

- Aluminium cabinet with double sided mirrored doors
- Decorative LED lighting bar with rocker switch operation
- Integrated shaver socket
- Two adjustable tempered glass shelves
- 180 Degree hinges for increased accessibility
- Easy to install Hang 'n' Lock system (see page 130)
- IP44 Rated, suitable for use in the outside zone



CODE	DIMENSIONS (HxWxD)
WC147469E	700 x 900 x 120mm
Packaging: Brown box with colour label	

CLARENCE SINGLE DOOR ILLUMINATED CABINET

- Aluminium cabinet with double sided mirrored door
- Illuminated LED mirror door with heated demister pad
- Integrated shaver socket
- Touch sensitive on/off power switch
- Two adjustable tempered glass shelves
- Easy to install Hang 'n' Lock system (see page 130)
- IP44 Rated, suitable for use in outside zone



CODE	DIMENSIONS (HxWxD)
WC147669E	700 x 500 x 154.5mm
Packaging: Brown box with colour label	

Stainless Steel Cabinets

CARRA SINGLE DOOR CABINET

- Bright polished stainless steel cabinet with mirrored door
- One internal shelf
- Chrome plated door handle for easy opening
- Supplied fully assembled for ease of installation
- All fixtures and fittings included



NEW

CODE	DIMENSIONS (HxWxD)
WC450605	500 x 300 x 120mm
Packaging: White box with colour label	

CARRA SINGLE DOOR WHITE CABINET

- White steel cabinet with mirrored door
- One internal shelf
- Chrome plated door handle for easy opening
- Supplied fully assembled for ease of installation
- All fixtures and fittings included



NEW

CODE	DIMENSIONS (HxWxD)
WC450622	50 x 300 x 120mm
Packaging: White box with colour label	

CARRA DOUBLE DOOR CABINET

- Bright polished stainless steel cabinet with mirrored doors
- One internal shelf
- Chrome plated door handles for easy opening
- Supplied fully assembled for ease of installation
- All fixtures and fittings included



NEW

CODE	DIMENSIONS (HxWxD)
WC450805	500 x 450 x 120mm
Packaging: White box with colour label	

CARRA DOUBLE DOOR WHITE CABINET

- White steel cabinet with mirrored doors
- One internal shelf
- Chrome plated door handles for easy opening
- Supplied fully assembled for ease of installation
- All fixtures and fittings included



NEW

CODE	DIMENSIONS (HxWxD)
WC450822	50 x 450 x 120mm
Packaging: White box with colour label	

AVON SINGLE DOOR SMALL CABINET

- Stainless steel slimline cabinet with mirrored door
- Ideal for small spaces
- Fixed internal stainless steel shelf
- 90 Degree sprung hinges
- Supplied fully assembled
- All fixtures and fittings included



CODE	DIMENSIONS (HxWxD)
WC856005	400 x 300 x 120mm
Packaging: White box with colour label	

AVON DOUBLE DOOR SMALL CABINET

- Stainless steel cabinet with mirrored doors
- Ideal for small spaces
- Fixed internal stainless steel shelf
- 90 Degree sprung hinges
- Supplied fully assembled
- All fixtures and fittings included



CODE	DIMENSIONS (HxWxD)
WC866105	440 x 430 x 160mm
Packaging: White box with colour label	

Stainless Steel Cabinets

ANTON SINGLE DOOR STANDARD CABINET

- Stainless steel cabinet with mirrored door
- Adjustable glass shelf
- 120 Degree sprung hinges
- Chrome plated pin handle
- Internal MDF carcass
- Supplied fully assembled
- All fixtures and fittings included



CODE	DIMENSIONS (HxWxD)
WC736005	550 x 300 x 120mm
Packaging: White box with colour label	

ANTON DOUBLE DOOR STANDARD CABINET

- Stainless steel cabinet with mirrored doors
- Two adjustable glass shelves
- 120 Degree sprung hinges
- Chrome plated pin handles
- Internal MDF carcass
- Supplied fully assembled
- All fixtures and fittings included



CODE	DIMENSIONS (HxWxD)
WC756105	670 x 500 x 120mm
Packaging: White box with colour label	

COLORADO SINGLE DOOR LARGE CABINET

- Stainless steel cabinet with mirrored door
- Adjustable glass shelf
- 120 Degree sprung hinges
- Chrome plated pin handle
- Internal MDF carcass
- Storage box on inside door
- Supplied fully assembled
- All fixtures and fittings included



CODE	DIMENSIONS (HxWxD)
WC746005	670 x 380 x 120mm
Packaging: White box with colour label	

COLORADO DOUBLE DOOR LARGE CABINET

- Stainless steel cabinet with mirrored doors
- Two adjustable glass shelves
- 120 Degree sprung hinges
- Internal MDF carcass
- Storage box on inside door
- Supplied fully assembled
- All fixtures and fittings included



CODE	DIMENSIONS (HxWxD)
WC776105	740 x 500 x 120mm
Packaging: White box with colour label	

MEDWAY CABINET

- High quality mirrored stainless steel with mirrored door
- Fixed internal stainless steel shelf
- Easy to install Hang 'n' Lock system (see page 130)
- All fixtures and fittings included



 Hang'n'Lock™

CODE	DIMENSIONS (HxWxD)
WC871505	670 x 410 x 125mm
Packaging: White box with colour label	

NEW

AVISIO DOUBLE DOOR CORNER CABINET

- Stainless steel cabinet with mirrored doors
- Two adjustable shelves
- 120 Degree sprung hinges
- Internal MDF carcass
- Chrome plated pin handles
- Supplied fully assembled
- All fixtures and fittings included



CODE	DIMENSIONS (HxWxD)
WC766105	700 x 450 x 270mm
Packaging: White box with colour label	

Stainless Steel Cabinets

TAY OVAL CABINET

- Stainless steel cabinet with mirrored door
- Discreet storage solution, ideal for small spaces
- Fixed stainless steel shelf
- 90 Degree pivot hinge
- Supplied fully assembled
- All fixtures and fittings included



CODE	DIMENSIONS (HxWxD)
WC870105	425 x 300 x 100mm <i>Mirror: H650 x W450mm</i>
Packaging: White box with colour label	

NILE TALL CABINET

- Stainless steel cabinet with mirrored doors
- Four adjustable glass shelves
- 120 Degree hinges
- Internal MDF carcass
- Supplied fully assembled
- All fixtures and fittings included



CODE	DIMENSIONS (HxWxD)
WC796005	1500 x 300 x 120mm
Packaging: White box with colour label	

SEVERN CIRCULAR DOOR MIRROR CABINET

- Stainless steel cabinet with mirrored door
- Discreet storage solution, ideal for small spaces
- Fixed stainless steel shelf
- 90 Degree pivot hinge
- Supplied fully assembled
- All fixtures and fittings included



CODE	DIMENSIONS (HxWxD)
WC836005	330 x 330 x 100mm <i>Mirror: H500 x W500mm</i>
Packaging: White box with colour label	

DART SQUARE DOOR MIRROR CABINET

- Stainless steel cabinet with mirrored door
- Discreet storage solution, ideal for small spaces
- Fixed stainless steel shelf
- 90 Degree pivot hinge
- Supplied fully assembled
- All fixtures and fittings included



CODE	DIMENSIONS (HxWxD)
WC450505	310 x 310 x 110mm <i>Mirror: H450 x W450mm</i>
Packaging: White box with colour label	

TRENT LOCKABLE MEDICINE CABINET

- Stainless steel cabinet with mirrored door
- Fixed stainless steel shelf
- 160 Degree pivot hinge
- Secure locking system for storage of medicines
- Supplied fully assembled
- All fixtures and fittings included



CODE	DIMENSIONS (HxWxD)
WC846005	400 x 250 x 130mm
Packaging: White box with colour label	

Spinning Cabinets

ARUN 600MM LARGE PIVOTING CABINET

- White pivoting cabinet with mirror glass
- Two fixed shelves
- Reflective polished stainless steel backing
- Can be left or right hand mounted
- Supplied fully assembled
 - Fit the pivot wall bracket then mount the cabinet
- All fixtures and fittings included



CODE	DIMENSIONS (HxWxD)
WC880122	642 x 350 x 112mm
Packaging: White box with colour label	

ARUN 1200MM TALL PIVOTING CABINET

- White pivoting cabinet with mirror glass
- Four fixed shelves
- Reflective polished stainless steel backing
- Can be left or right hand mounted
- Supplied fully assembled
 - Fit the pivot wall bracket then mount the cabinet
- All fixtures and fittings included



CODE	DIMENSIONS (HxWxD)
WC880222	1242 x 200 x 112mm
Packaging: White box with colour label	

OTTAWA 600MM STAINLESS STEEL SPINNING CABINET

- Rotating polished stainless steel cabinet with mirror glass and rear storage compartments
- One adjustable toughened glass shelf with guard rails
- White MDF internal carcass in high gloss, wipe clean finish
- All fixtures and fittings included



CODE	DIMENSIONS (HxWxD)
WC880505	646 x 180 x 240mm including spinning bracket
Packaging: White box with colour label	

OTTAWA 1200MM STAINLESS STEEL SPINNING CABINET

- Rotating polished stainless steel cabinet with mirror glass and rear storage compartments
- One fixed and two adjustable toughened glass shelves with guard rails
- White MDF carcass in high gloss, wipe clean finish
- All fixtures and fittings included



CODE	DIMENSIONS (HxWxD)
WC880605	1246 x 180 x 240mm including spinning bracket
Packaging: White box with colour label	



WC880505

WC880605

Plastic Storage

PLASTIC MIRROR CABINET

- Plastic cabinet with mirrored door
- Two adjustable shelves
- Supplied fully assembled
- All fixtures and fittings included



CODE	DIMENSIONS (HxWxD)
WC262522	500 x 400 x 95mm
Packaging: Brown box with colour label	

DOUBLE DOOR PLASTIC CABINET

- Rotating doors
- Perfect for small spaces
- Three adjustable shelves
- Made from hard wearing ABS water resistant material
- Supplied fully assembled
- All fixtures and fittings included



CODE	DIMENSIONS (HxWxD)
WC262122	680 x 330 x 190mm
Packaging: Full colour box	

COMPACT THREE TIER PLASTIC STORAGE UNIT

- White durable polypropylene corner design
- Chrome retaining bars provide secure storage
- Suitable for shower enclosures
- Supplied fully assembled
- All fixtures and fittings included



CODE	DIMENSIONS (HxWxD)
WC258022	700 x 160 x 160mm
Packaging: Shrink wrapped with insert card	

Bathroom Furniture

KINSFORD TWO DOOR WHITE VANITY UNIT (45CM WIDTH)

- High gloss two door unit
- One adjustable shelf
- Integrated ceramic basin (waste not included)
- Stainless steel handle with brushed chrome finish
- All fixtures and fittings included



CODE	DIMENSIONS (HxWxD)
WS040222	885 x 455 x 370mm
Packaging: Brown box with colour label	



KINSFORD TWO DOOR WHITE VANITY UNIT (55CM WIDTH)

- High gloss two door unit
- One adjustable shelf
- Integrated ceramic basin (waste not included)
- Stainless steel handle with brushed chrome finish
- All fixtures and fittings included



CODE	DIMENSIONS (HxWxD)
WS040322	885 x 550 x 420mm
Packaging: Brown box with colour label	



BOWMONT LIGHT WOOD VANITY UNIT

- Light wood vanity unit with high gloss white drawer
- One fixed shelf
- Integrated ceramic basin (tap and waste not included)
- All fixtures and fittings included



CODE	DIMENSIONS (HxWxD)
WS040478	850 x 440 x 390mm
Packaging: Brown box with colour label	



Hang'n'Lock™ – Bathroom Furniture



DANBY WHITE VANITY UNIT

- Two door unit with metal handles & soft close doors
 - Four door shelves
 - Two top door trays
 - Two inner storage compartments
- Integrated ceramic basin (tap and waste not included)
- Easy to install Hang 'n' Lock system (see page 130)
- Includes two optional legs for extra stability
- Supplied fully assembled
- Matching beauty station available (see page 151)

DANBY GREY VANITY UNIT

- Two door unit with metal handles & soft close doors
 - Four door shelves
 - Two top door trays
 - Two inner storage compartments
- Integrated ceramic basin (tap and waste not included)
- Easy to install Hang 'n' Lock system (see page 130)
- Includes two optional legs for extra stability
- Supplied fully assembled
- Matching beauty station available (see page 151)



CODE	DIMENSIONS (HxWxD)
WS010422	665 x 550 x 450mm
Packaging: White box with colour label	

CODE	DIMENSIONS (HxWxD)
WS010431	665 x 550 x 450mm
Packaging: White box with colour label	

Hang'n'Lock™ – Bathroom Furniture



DANBY WHITE BEAUTY STATION

- Inner mirror cabinet with fold down beauty shelf
- Four shelves
- Easy to install Hang 'n' Lock system (see page 130)
- Supplied fully assembled
- Matching vanity unit available (see page 150)

DANBY GREY BEAUTY STATION

- Inner mirror cabinet with fold down beauty shelf
- Four shelves
- Easy to install Hang 'n' Lock system (see page 130)
- Supplied fully assembled
- Matching vanity unit available (see page 150)



CODE DIMENSIONS (HxWxD)

WC010422 650 x 300 x 230mm

Packaging: Brown box with colour label



CODE DIMENSIONS (HxWxD)

WC010431 650 x 300 x 230mm

Packaging: Brown box with colour label

All prices exclude VAT

sales@croydex.co.uk

www.croydex.com

Bathroom Furniture



CHETFORD FRAMED MIRROR

- White matt finish mirror frame
- Classic design suitable for any room in the house
- Easy to install Hang 'n' Lock system (see page 130)
- Supplied fully assembled



CODE	DIMENSIONS (HxWxD)
MM010122	900 x 700 x 50mm
Packaging: Brown box with colour label	

CHETFORD VANITY UNIT

- Wooden floor standing unit with two soft close doors
- Integrated ceramic basin (tap and waste not included)
- One drawer with soft close
- Wooden legs
- Ceramic handles
- Supplied fully assembled



CODE	DIMENSIONS (HxWxD)
WS010822	865 x 710 x 460mm
Packaging: White box with colour label	

CHETFORD FLOOR STANDING TALL CUPBOARD

- Tall boy unit with two soft close doors and middle drawer with soft close
- Glass inner shelves
- Ceramic handles
- Supplied fully assembled



CODE	DIMENSIONS (HxWxD)
WC010522	1800 x 352 x 300mm
Packaging: White box with colour label	

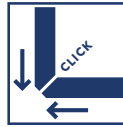


QUICK & EASY ASSEMBLY



NO TOOLS REQUIRED

All products designed to be assembled without the use of tools



EASY ASSEMBLY

Just Click 'n' Lock



TIME SAVING

Save time with assembly in just 15-20 minutes



TOUGH & DURABLE FURNITURE

No exposed fittings

HEYDON DOUBLE DOOR BI-VIEW CABINET

- Grey wood effect mirrored cabinet
- Two adjustable glass shelves
- Easy to install Hang 'n' Lock system (see page 130)
- Supplied fully assembled



Hang'n'Lock™

CODE	FINISH	DIMENSIONS (HxWxD)
WC010231	Grey	675 x 500 x 136mm
WC010222	White	675 x 500 x 136mm

Packaging: White box with colour label

CHINNOCK GREY VANITY UNIT

- Grey wood effect finish
- Two soft close drawers with metal handles
- Integrated ceramic basin (tap and waste not included)
- Easy to install Hang 'n' Lock system (see page 130)
- Includes two optional legs for extra stability



Click'n'Lock

Hang'n'Lock™

CODE	DIMENSIONS (HxWxD)
WS010731	565 x 610 x 360mm

Packaging: White box with colour label



Click'n'Lock – Bathroom Furniture

CHINNOCK VANITY UNIT

- Brilliant white gloss finish
- Two soft close drawers with metal handles
- Scratch resistant
- Integrated ceramic basin (tap and waste not included)
- Easy to install Hang 'n' Lock system (see page 130)
- Includes two optional legs for extra stability



 Click'n'Lock

 Hang'n'Lock™

CODE	DIMENSIONS (HxWxD)
WS010722	565 x 610 x 360mm

Packaging: White box with colour label

CHINNOCK VANITY UNIT (46CM DEPTH)

- Brilliant white gloss finish
- Two soft close drawers with metal handles
- Scratch resistant
- Integrated ceramic basin (tap and waste not included)
- Easy to install Hang 'n' Lock system (see page 130)
- Includes two optional legs for extra stability



 Click'n'Lock

 Hang'n'Lock™

CODE	DIMENSIONS (HxWxD)
WS010522	575 x 610 x 460mm

Packaging: White box with colour label

BOSTON VANITY UNIT

- Brilliant white gloss finish
- Two drawer unit with soft close (one drawer and one top inner drawer)
- Scratch resistant
- Integrated ceramic basin (tap and waste not included)
- Easy to install Hang 'n' Lock system (see page 130)



 Click'n'Lock

 Hang'n'Lock™

CODE	DIMENSIONS (HxWxD)
WS010122	490 x 510 x 460mm

Packaging: White box with colour label



Click'n'Lock – Bathroom Furniture

NORTON COLUMN STORAGE UNIT

- Brilliant white gloss finish
- Storage system with three open spaces
- Can be hung either portrait or landscape
- Perfect for any room in the house
- For use with storage boxes (not supplied)



Click'n'Lock

CODE	DIMENSIONS (HxWxD)
WC010322	1090 x 390 x 330mm
Packaging: Brown box with colour label	

NORTON VANITY UNIT (50CM WIDTH)

- Brilliant white gloss finish
- Floor standing system
- Integrated ceramic basin (tap and waste not included)
- Two open spaces
- Four plain metal feet
- For use with storage boxes (not supplied)



Click'n'Lock

CODE	DIMENSIONS (HxWxD)
WS010222	864 x 510 x 460mm
Packaging: White box with colour label	

NORTON VANITY UNIT (80CM WIDTH)

- Brilliant white gloss finish
- Floor standing system
- Integrated ceramic basin (tap and waste not included)
- Four open spaces
- Four plain metal feet
- For use with storage boxes (not supplied)



Click'n'Lock

CODE	DIMENSIONS (HxWxD)
WS010322	864 x 810 x 460mm
Packaging: White box with colour label	

