

Bathroom Solutions

**2018
COLLECTION**



100 Years of Croydex

Providing top quality household items is something that we have been doing since 1919. Our heritage is based on creating innovative products that are at home in any household which is something we still hold in high regard today. Founded as the New Croydon Rubber Company, product offerings over the years have included everything from hot water bottles and gardening accessories to balloons and bouncing balls. Croydex is a company that has moved with the times and always listened to what our consumers want.

Our product portfolio, as it stands today, still pays homage to our roots with many products and ranges being based off of original products. For example our 'Sham-mix', launched in 1934, is still in our catalogue today in the form of our bath and shower sprays. In 2017 we also launched a range of Flexi-Fix accessories called the 1919 range which features a vintage design and logo.



Left: 'Sham-mix' 1934



Secura Shower Spray



Tap Swirllet Collection



1919 Flexi-Fix Wall Mounted Collection

1919

New Croydon Rubber Company founded by Thomas Greenfield. Specialities included rubber squeegees, hot water bottles and tap washers.



1938

Shower bath curtains – "Hemmed all round and complete with chromium plated eyelets at top".



1962

First colour photographs used in Croydex catalogues.



1975

Company renamed as Croydex; a brand name in use since 1923. The logo has changed many times over the years but is still recognised around the country.



1984

Acquired by the Hanson Group of Companies. Croydex working in partnership with Coloroll to match shower curtains to wallpaper.



2004

Expansion of wall mounted accessory ranges to give a comprehensive category of styles and designs.

1934

Croydex brand 'New shampoo spray' – the 'Sham-mix' – the first version of a Bath and Shampoo spray that we still sell today!

1959

Rubber swirlits for taps... fix onto your taps to swirl the water around – yes, just like Grandma used to have!

1967

Moved manufacturing sites from Croydon, Surrey to Andover, Hampshire.

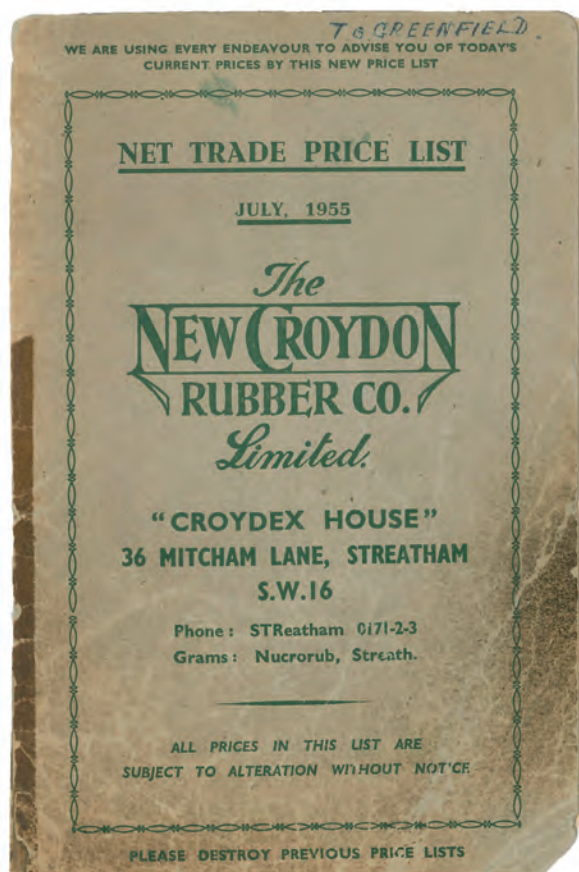
1977

Acquired by the London Brick Company. By now Croydex were selling a full range of shower curtains as well as rods, rails and bath mats.

1999


Became privately owned. Creation of the revolutionary Twist 'n' Lock range of products.

100 Years of Croydex



Our motto today is 'Think Bathrooms' which represents the importance we place on conceptual innovation and product development. This means a lot to us and shapes how we operate but it also represents the consumer focused approach that has been the main focus of the business since its beginnings. To this day we keep a very active involvement in the production of our collections as we want to ensure that only top quality items represent us and our business going forward for the next 100 years.

If you would like to know more about us and our history visit www.croydex.com.



The evolution of the Croydex catalogue: 1926, 1977, 1984

2011

Launch of Stick 'n' Lock, easy fixing wall mounted accessories combining screw fix and adhesive pad technology.



2014

Croydex launch Sit Tight, the 'Double-Fixed' toilet seat, designed to prevent seat movement.



2015

Croydex expands its range of Hang 'n' Lock cabinets and mirrors, with the majority of these products now including this patented system.



2017

Croydex embark on a rebrand of its packaging, introducing a new logo and brand identity.



2012

Launch of Flexi-Fix. A unique fixing system that will revolutionise the bathroom accessories market.



2015

Launch of rust free wireware with a minimum 5 year guarantee.



2015

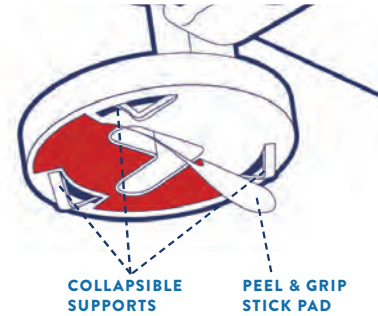
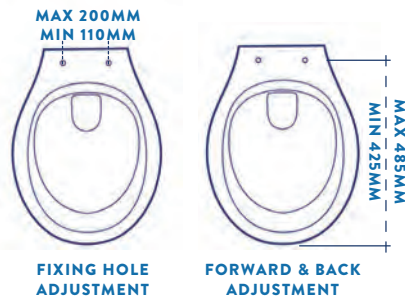
Acquired by Norcros plc. Croydex expands its range with two new collections of Flexi-Fix wireware for easy fixing bathroom storage.



2018

Croydex launch Flexi-Fix toilet seats, which always fit and never slip.

Croydex Innovations



ALWAYS FITS NEVER SLIPS

The wide range of adjustability ensures the hinges will always align with the holes in your toilet pan and the seat can also be installed from above or below the pan so it "always fits".

Collapsible supports hold the hinges off the toilet pan while you align the seat. Once pressure is applied, the adhesive pads beneath the hinges grip the toilet pan so it "never slips".



PEEL

Peel off the protective film from the grip pad.



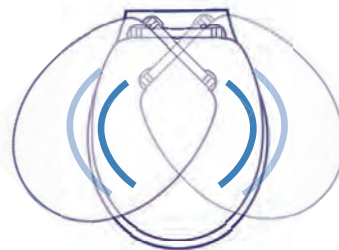
FIX

Position the seat, press the hinges in place and tighten bolts for a sturdy no slip installation.

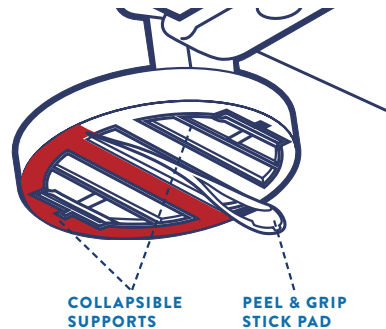


CLIP

Clip the hinge covers in position and you are ready to go, it couldn't be simpler!



NO MORE MOVEMENT



NO MORE MOVEMENT

Collapsible supports hold the hinges away from the pan while you align the seat.

Once pressure is applied, pads beneath the hinges grip the toilet pan so there is "no more movement".



PEEL

Assemble the hinge with the bolt in place and peel off the protective film from the grip pad.



ALIGN

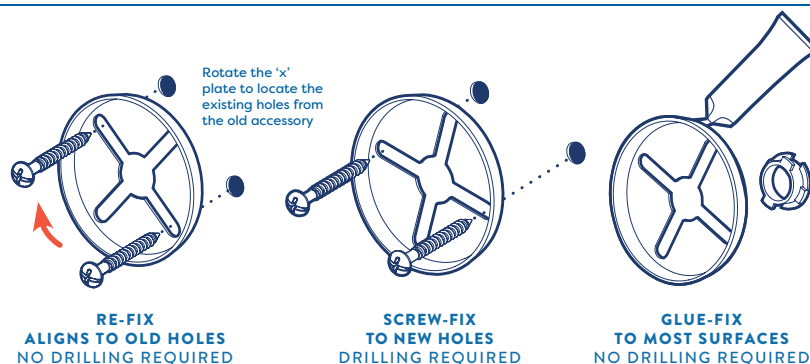
Align the hinges to the toilet pan and push hinges in place.



FIX

Screw the seat to the toilet pan using the supplied fixings.

Croydex Innovations



THREE WAYS TO FIX

The Flexi-Fix range of wall mounted products feature a unique 'X' plate which can either be fitted using existing fixing holes or screwed to new ones.

Alternatively, the patented bracket can be glued to most surfaces, including uneven walls or shiny tiles, eliminating the need for drilling completely. With three ways to fix, there's an option for everyone.



RE-FIX

Use existing holes for new accessories.



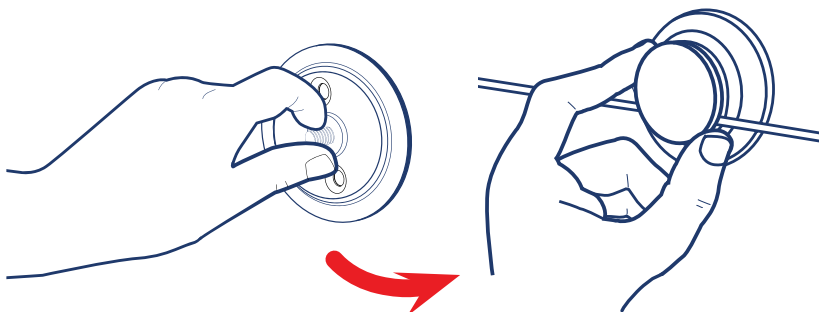
SCREW OR GLUE

Apply Flexi-Fix adhesive to the 'X' plate.



MOUNT


Fix accessory in place.



SIMPLY PEEL & FIX

The self adhesive fixing plate means no tools or fixings are required, simply stick the fixing plate to a clean stable surface.

Hang your accessory and secure in place using the screw on cover cap, your product is now ready to use.



PEEL

Peel off the protective film from the self adhesive fixing plate.



STICK

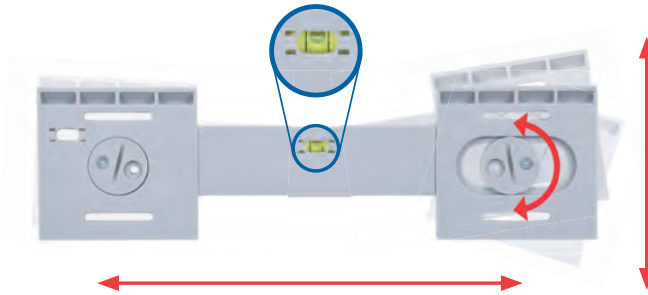
Apply the self adhesive fixing plate in your chosen position (ensure it is a clean stable surface).



FIX

Hang your accessory on the self adhesive fixing plate and secure in place using the screw on cover cap.

Croydex Innovations



SINGLE PERSON INSTALLATION

Fixing large bathroom accessories doesn't have to be a two man job. Croydex's Hang 'n' Lock system avoids the awkwardness of having to struggle to measure distances and mark screw holes in one hand whilst supporting a heavy bathroom item in the other. Bathroom furniture in the Hang 'n' Lock range can be fitted in just four easy steps. Simply attach the brackets to the wall, adjust using the built-in spirit level, hang the product and lock securely in place.



Fix the bracket to the wall and adjust the level.



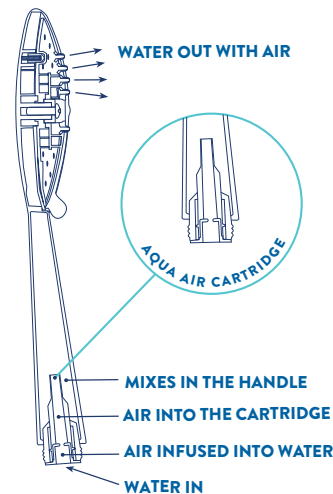
Hang the cabinet onto the bracket.



Lock the cabinet securely in place using the locking button



SENSATIONAL WATER SAVING



Aqua Air products produce a bigger and softer water droplet to enhance and improve your showering sensation and pleasure, whilst also reducing your water consumption without the need for a water saving device.


How Aqua Air works is simple – water flowing through the shower head draws in air, which is then mixed with the water. This creates bigger, softer, aerated water droplets within a volumised shower spray, which enhance the showering sensation and provide a high quality showering experience with lower water consumption.



Unscrew your existing shower head from the shower hose and discard old washer. Clean threads on shower hose.

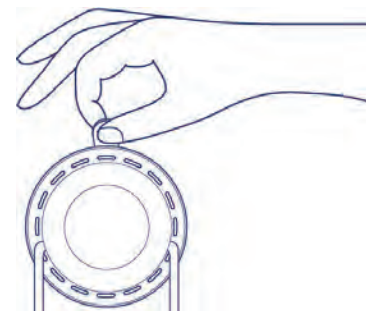
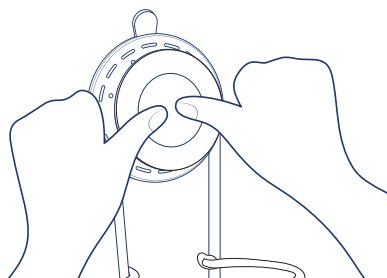


Fully insert the Aqua Air cartridge and position the washer supplied in the connector of your shower hose and attach it to the shower head, do not over-tighten.



To retain best quality finish, clean product regularly with a soft damp cloth. Do not use abrasive or chemical cleaners, as these may damage the product.

Croydex Innovations



EASY FIXING ACCESSORIES

Easy fixing accessories.
Suction fix technology; no drills, screws or glue required. Ideal for any flat, shiny glazed tiles or smooth glass surfaces.



CLEAN

Select and clean desired area.



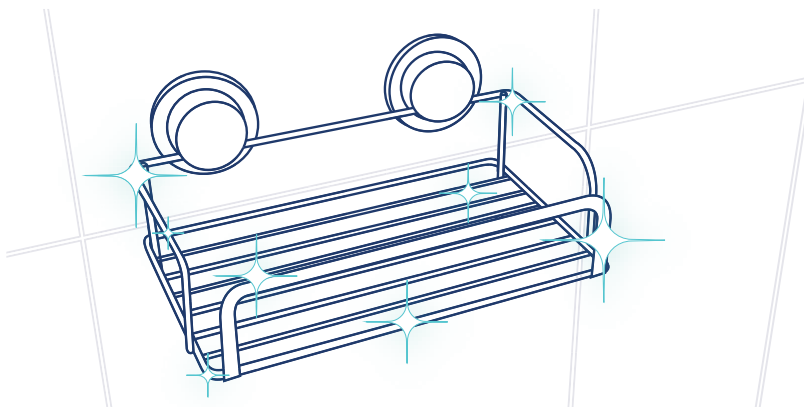
PRESS

Position product and press the centre of the suction cup to squeeze out the air.



RELEASE

Pull release tabs for quick removal.



Croydex has developed a solution for in-shower accessories that promises to make rust stains a thing of the past. Designed with a special coating, the rust free wire ware products are suitable for use within any 'wet' shower area or bathroom, giving consumers a real confidence and reliability in the product and all come with a five year, ten year or lifetime guarantee.



What Our Products Stand For

Our new catalogue contains a number of colour coded symbols and logos to help you understand some of the main features and benefits of our new and existing products. Please find below a description of these symbols to enable you to look out for them as you browse the product details.



Flexi-Fix Toilet Seats

A wide range of adjustability ensures the hinges always align with the holes in your toilet pan and can even be installed from above or below the toilet.



Flexi-Fix

Always fits, never slips toilet seat, designed for easy installation.



Sit-Tight

The 'Double-Fixed' toilet seat has been designed to never come loose. Using an adhesive pad and screw fixing system to secure the toilet seat hinges in place, your toilet seat is ready to use straight away with no more movement.



Sit-Tight

The 'Double-Fixed' toilet seat, designed to prevent seat movement.



Flexi-Fix Accessories

The Flexi-Fix concept uses a unique bracket that is so universal it can be used when replacing the majority of existing bathroom accessories by utilising the same fixing holes irrespective of spacing or alignment.



Soft Close

Soft close hinges prevent the seat from slamming closed.



Stick 'n' Lock

Combines both screw fix technology and an adhesive pad system, allowing the complete range of wall mounted accessories to be used anywhere in the home.



Quick Release

Allows the seat to be removed easily, for cleaning.



Press 'n' Lock

Suction fix technology; no drills, screws or glue required. Ideal for any flat, shiny glazed tiles or smooth glass surfaces.



Top Fix

Allows the seat to be fitted from above.



Hang 'n' Lock

The Hang 'n' Lock bracket allows you to fit wall mounted cabinets and mirrors in a simple and safe way, using a patented system developed by our very own design team.



Easy Fix

No tools required to secure toilet seat.



Click 'n' Lock

Click 'n' Lock products have been designed to be assembled without the use of tools within 15-20 minutes. A great time saving against traditional flat pack kits.



Vari-Fit

A flexible mounting system which allows existing screw holes to be re-used, no additional drilling is required.



Eco Function

Supplied with an optional water saving device that reduces water usage by up to 50%.



Rust Free

Designed with a special coating, the rust free wireware products are suitable for use within any 'wet' shower area or bathroom and all come with a five year, ten year or lifetime guarantee.



Hygiene 'n' Clean

This treatment helps reduce or prevent the growth of germs on products carrying the Hygiene 'n' Clean logo, keeping them fresher, safer and more hygienic than similar untreated products.



What Our Products Stand For

The following products within this catalogue are patented or have patents pending. Many new products in our range are also going through the patent application process.

PRODUCT	NUMBER	PRODUCT	NUMBER
Flexi-Fix	British Patent Number GB2482737 European Patent Application Number 11739132.6 United States Patent Number US9521906 Australian Patent Number 2011288265	SafeFlush	European Patent Number EP1835833
Sit-Tight	British Patent Number 1304506.7	Unfold 'n' Fit	British Patent Number GB2459246
Grab 'n' Grip	British Patent Number 1203936.8	Secura	British Patent GB2468654
Twist 'n' Lock	British Patent Number GB2373019 British Patent Number GB2403505	Secura MK11	British Patent Application 1416674.8
Twist 'n' Lock	British Patent Number GB2426784 European Patent Number 06743992.7	Stick 'n' Lock Shower Rod	British Patent Application 1416102
Twist 'n' Lock Plus	United States Patent US8132766 US8333354	Space Saver Rod	British Patent Number GB2501453
Stick 'n' Lock Plus	British Patent Number GB2488602 European Patent Application Number 12704544.1 Australian Patent Number 2012226592 United States Patent US-2014-0084118-A1	Pebbles Bath Mat	Registered Design 4013859
Hang 'n' Lock	British Patent Number GB2427119	Bubbles Bath Mat	Registered Design 4017056/7 Registered Community Design 1830639-001
Hang 'n' Lock II	British Patent GB2498380	Bubbles Shower Mat	Registered Community Design 1830639-002
		Secura	Registered Design 4016963
		Union Flag	Registered British Design 4022720
		Swivel Cabinet	Registered British Design 001774506-0001/2
		Flexi-Fix Shower Screen	British Patent Application Number GB1615921.2
		Flexi-Fix Toilet Seat	British Patent Application Number GB1601715.4
		Four Hole Toilet Seat Bar Hinge	British Patent Application Number GB1718210.6



FSC®

Any item that includes this logo in its description includes wood from well managed forests and other controlled sources certified by the Forest Stewardship Council®. By buying products with the FSC label you are supporting the growth of responsible forest management worldwide. The mark of responsible forestry.



Water Label

The BMA Water Label is a voluntary scheme and is open to all companies who manufacture or sell product in the UK and Europe that meets the criteria for water efficiency products as defined by technical experts within the bathroom industry.



Rainforest Alliance Certified™

The Rainforest Alliance is an international nonprofit conservation organisation that certifies forestry operations, ensuring that they meet rigorous standards for the conservation of natural resources and the rights and welfare of workers and local communities.



FS649804

ISO 9001 Certified Quality Management System

Accreditation to the prestigious ISO 9001 : 2015 Standard demonstrates our commitment to effectively manage our processes to meet our customers' requirements and continually improve our business. Certified by BSI.

New for 2018

The 2018 collection from Croydex showcases an abundance of innovation and designs ensuring a varied product selection for any bathroom. Featured within are over 55 new products including our pioneering Flexi-Fix toilet seats.

Added to our selection of Flexi-Fix wall mounted accessories is the modern Camberwell range. The chrome plated finish and soft squared edges make this ideal for contemporary and classic bathrooms. Furthermore the Flexi-Fix installation ensures all products are quick and simple to fit. Coordination is key for creating a stylish finish which is highlighted in the addition of the Pendle and Chester 5 piece sets which make updating your room easy to do.

Our brand new range of Flexi-Fix toilet seats combat the common issue of seats becoming loose over time as they promise to 'Always Fit and Never Slip'. Available in 25 designs, these seats are a perfect example of not having to substitute

style for practicality. All seats have anti-bacterial treated surfaces, with the range also including soft close and quick release as additional features.

Our Stick 'n' Lock collection allows easy fixing with either an adhesive or screw fix option. This new design has been refreshed for today's modern bathroom and includes a rust free finish that promises to make rust stains a thing of the past.

In line with our mission to make bathrooms as functional as possible we are launching new hook-over and freestanding storage options which help to organise your room and make the most out of every space. We have also extended our selection of bath accessories to include a family-friendly bath mat and assistive bath step.

Last but not least we have continued our alliance with the water label via the addition of new shower heads available

in a selection of styles and finishes. The Aqua air range includes five new shower handsets all of which provide a high quality showering experience with lower consumption allowing water savings of up to 50% and a sensational aerated shower spray at higher pressures.



If you would like any additional information you can visit us online at www.croydex.com where you will find our full range of products along with advice, inspiration, tutorial videos and downloads.

If you have any questions or wish to speak to someone regarding any of our products, simple call us on Tel: 01264 365881 and our friendly customer services team will be happy to help.



Contents

13	RODS & RAILS
25	SHOWER CURTAINS
35	SHOWERS & SHOWER ACCESSORIES
59	BATH MATS & PILLOWS
69	TOILET SEATS & BATH PANELS
83	WALL MOUNTED ACCESSORIES
123	SEMI PERMANENT ACCESSORIES
129	MIRRORS & CABINETS
157	INCLUSIVE PRODUCTS
169	PLUMBING FITTINGS & HOMEWARES



RODS & RAILS

SHOWER CURTAINS

SHOWERS & SHOWER
ACCESSORIESBATH MATS
& PILLOWSTOILET SEATS
& BATH PANELSWALL MOUNTED
ACCESSORIESSEMI PERMANENT
ACCESSORIESMIRRORS
& CABINETSINCLUSIVE
PRODUCTSPLUMBING FITTINGS
& HOMEWARES





RODS & RAILS

Manufactured to the highest quality, Croydex rods and rails come in a range of styles and offer several choices to complete the look of your bathroom.

Modular Rod Systems

MODULAR ROD KIT

- Bright anodised aluminium rod system
- Heavy duty chrome plated plastic wall brackets
- Use as standard size or cut to size
- Easy to install
- All fixings included



CODE	FINISH	TUBE
AD118941	Chrome effect	22mm
Packaging: Blister pack with euro slot		

MODULAR ROD KIT

- Powder coated aluminium rod system
- Heavy duty white plastic wall brackets
- Use as standard size or cut to size
- Easy to install
- All fixings included



CODE	FINISH	TUBE
AD118922	White	22mm
Packaging: Blister pack with euro slot		

FINELINE MODULAR ROD KIT

- Chrome plated stainless steel rods with chrome plated wall brackets
- Includes two stainless steel ceiling supports and twelve stylish chrome plated curtain rings
- Use as standard size or cut to size
- Easy to install
- All fixings included



CODE	FINISH	TUBE
AD115144	Chrome effect	13mm
Packaging: Blister pack with euro slot		

SUPERLINE MODULAR KIT

- Stainless steel rod with chrome plated zinc wall brackets
- Complete with ceiling support and curtain rings
- Use as standard size or cut to size
- Easy to install
- All fixings included



CODE	FINISH	TUBE
AD119041	Chrome effect	25mm
Packaging: Blister pack with euro slot		



Contemporary Rods

LUXURY ROUND ROD

- Bright anodised aluminium compact luxury shower curtain rod
- Stylish chrome plated metal wall brackets
- Maximum length of 2500mm, can be cut to size
- Supplied with matching shower curtain hooks



CODE	FINISH	TUBE
AD116541	Chrome	22mm
Packaging: PET box		

LUXURY SQUARE ROD

- Bright anodised aluminium compact luxury shower curtain rod
- Stylish chrome plated metal wall brackets
- Maximum length of 2500mm, can be cut to size
- Supplied with matching shower curtain hooks



CODE	FINISH	TUBE
AD116441	Chrome	22mm
Packaging: PET box		

WIRELIN

- A contemporary stainless steel wire cable with chrome plated metal wall brackets
- Maximum length of 3000mm, can be cut to size
- Screw fit wall brackets to ensure a taut installation
- Includes twelve stainless steel shower curtain hooks

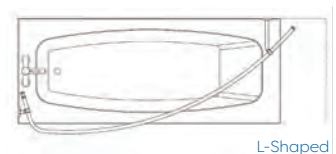


CODE	FINISH	TUBE
AD107041	Chrome effect	2mm
Packaging: Blister pack with euro slot		

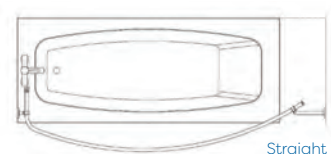
LUXURY CURVED ROD



- Bright anodised aluminium rod with chrome plated metal wall brackets
- A curved rod which holds the shower curtain away from the user creating extra showering space
- Prevents the curtain from clinging
- The 90 degree return ensures that water is contained in the bath
- Can be fitted within opposite walls for a straight run or on adjacent walls for an L-Shaped configuration
- Compact design rod supplied in two sections
- Maximum length 2000mm
- All fixings included



L-Shaped



Straight

CODE	FINISH	TUBE
AD108341	Chrome	22mm
Packaging: Brown box with colour label		

Telescopic Rods

SELF SUPPORTING SHOWER CUBICLE TELESCOPIC ROD

- Bright anodised/powder coated aluminium rod with chrome plated plastic wall brackets
- Telescopic rod extends from 700mm to 1220mm using a simple slide and twist action
- The unique screw action of the end buffer ensures an easy and secure installation



CODE	FINISH	TUBE
AD100022	White	22mm
AD100000	Chrome	22mm
Packaging: PET box		

6' SELF SUPPORTING TELESCOPIC ROD

- Bright anodised/powder coated aluminium compact shower curtain rod
- Telescopic rod extends from 1100mm to 1830mm using a simple slide and twist action
- The unique screw action of the end buffer ensures an easy and secure installation



CODE	FINISH	TUBE
AD101022	White	22mm
AD101000	Chrome	22mm
Packaging: PET box		

8'6" SELF SUPPORTING TELESCOPIC ROD

- Bright anodised/powder coated aluminium compact shower curtain rod
- Telescopic rod extends from 1100mm to 2600mm using a simple slide and twist action
- The unique screw action of the end buffer ensures an easy and secure installation



CODE	FINISH	TUBE
AD102022	White	22mm
AD102000	Chrome	22mm
Packaging: PET box		

L-SHAPED TELESCOPIC ROD

- Bright anodised/powder coated aluminium rod with chrome plated plastic wall brackets
- Designed specifically for corner installations
- Screw fit wall brackets ensure a firm fitting
- The fixed width of the rod is 740mm, rod length extends from 1400 - 2600mm
- All fixings included



CODE	FINISH	TUBE
AD103022	White	22mm
AD103000	Chrome	22mm
Packaging: PET box		

HEAVY DUTY TELESCOPIC TENSION ROD

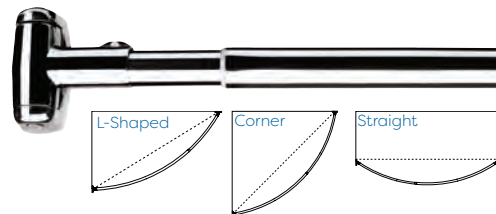
- Aluminium rod with plastic wall brackets
- White: Powder coated
- Silver: Satin anodised
- Secure, self supporting rod
- Manufactured from ultra strong fluted aluminium
- Spring loaded for quick and easy fitting and removal
- Adjust to your desired size



CODE	FINISH	LENGTH	TUBE
GP88901	White	600-900mm	24mm
GP88900	Silver	600-900mm	24mm
GP89001	White	1100-1950mm	24mm
GP89000	Silver	1100-1950mm	24mm
Packaging: Hanging sleeve with C hook			

PREMIUM TELESCOPIC CURVED ROD

- Stainless steel curved rod with chrome plated metal wall brackets
- Curved rod holds the shower curtain away from the user creating extra showering space
- Prevents the curtain from clinging
- The rod extends from 1080mm to 1850mm
- All fixings included



CODE	FINISH	TUBE
AD108541	Chrome	25mm
Packaging: Blister pack with euro slot		



EASY FIX SECURE TENSION RODS NO FALL SYSTEM



EXTEND

Self supporting telescopic tension rod: Extend and tension to the required length



TENSION

Unique screw action of the end buffer ensures a secure installation




STICK

Wall brackets include adhesive pad for extra security

STICK 'N' LOCK SHOWER CUBICLE TELESCOPIC ROD

- Bright anodised or powder coated aluminium rod with chrome plated or white plastic wall brackets
- Telescopic rod extends from 700mm to 1220mm using a simple slide and twist action

- The combination of adhesive pads and the extra tension bracket ensures an easy and secure installation
- Self supporting rod



Chrome




White

CODE	FINISH	TUBE
AD100100	Chrome	22mm
AD100122	White	22mm
Packaging: PET box		

STICK 'N' LOCK 6' TELESCOPIC ROD

- Bright anodised or powder coated aluminium compact shower curtain rod with chrome plated or white plastic wall brackets
- Telescopic rod extends from 1100mm to 1830mm using a simple slide and twist action

- The combination of adhesive pads and the extra tension bracket ensures an easy and secure installation
- Self supporting rod



Chrome




White

CODE	FINISH	TUBE
AD101100	Chrome	22mm
AD101122	White	22mm
Packaging: PET box		

STICK 'N' LOCK 8'6" TELESCOPIC ROD

- Bright anodised aluminium or powder coated shower curtain rod with chrome plated or white plastic wall brackets
- Telescopic rod extends from 1100mm to 2600mm using a simple slide and twist action

- The combination of adhesive pads and the extra tension bracket ensures an easy and secure installation
- Self supporting rod



Chrome



White

CODE	FINISH	TUBE
AD102100	Chrome	22mm
AD102122	White	22mm
Packaging: PET box		




Scan the QR code to view our Stick 'n' Lock telescopic tension rod demonstration video or visit www.croydex.com

Professional Rod Kits

PREMIER SHOWER CURTAIN ROD (STRAIGHT)


- Stainless steel rod with chrome plated zinc wall brackets
- 2000mm, Use as standard size or cut to size
- All fixings included



CODE	FINISH	TUBE
GP89500	Chrome	25mm
Packaging: Polybag with header card		

PREMIER SHOWER CURTAIN ROD (L-SHAPED)

- 2000 x 1000mm Stainless steel rod with chrome plated zinc wall brackets
- Includes ceiling support and twelve curtain rings
- All fixings included




 Indicates the ceiling support supplied and the recommended position where they are installed

CODE	FINISH	TUBE
AD149641	Chrome	25mm
Packaging: Brown box with black and white label		

PREMIER SHOWER CURTAIN ROD (U-SHAPED)

- 2000 x 1000mm Stainless steel rod with chrome plated zinc wall brackets
- Includes ceiling supports and twelve curtain rings
- All fixings included



 Indicates the ceiling support supplied and the recommended position where they are installed

CODE	FINISH	TUBE
AD149341	Chrome	25mm
Packaging: Brown box with black & white label		

SPACE SAVER ROD

- Stainless steel rod with chrome plated zinc and ABS wall brackets
- This Space Saver Rod can be used in two positions. Curve out around the bath to create up to 20% more room when showering, or flip over to sit within the bath creating more room in the bathroom and allowing you to drip dry your clothes over the bath
- Use the rod reacher included to rotate the rod
- 1880mm, Use as standard size or cut to size
- All fixings included



Scan the QR code to view our Space Saver Rod demonstration video or visit www.croydex.com




CODE	FINISH	TUBE
AD179441	Chrome	25mm
Packaging: White box with colour label		

Professional Rails

SLENDERLINE RAIL KIT


- A lightweight but strong aluminium rail system
 - White: Epoxy powder coated aluminium rail, white plastic wall brackets
 - Silver: Satin anodised aluminium rail, grey plastic wall brackets
 - Chrome effect: Bright anodised aluminium rail, chrome plated plastic wall brackets
- Complete with ceiling support, hooks and gliders
 - Use as standard size or cut to size
 - Strong, durable and easy to install
 - All fixings included

CODE	FINISH	TUBE
GP87001	White	24 x 14mm
GP87000	Silver	24 x 14mm
AD200541	Chrome	24 x 14mm
Packaging: Full colour box with euro slot		



BENDY RAIL

- Two separate aluminium extrusions sandwich a flexible PVC core which allows the rail to be easily bent at any point to suit the shape of any bath or shower tray
 - White epoxy powder coated aluminium rail, white plastic wall brackets
 - Silver satin anodised aluminium rail, grey plastic wall brackets
 - Chrome effect bright anodised aluminium rail, chrome plated plastic wall brackets
- Minimum bend radius 150mm
- Complete with ceiling support, hooks and gliders
 - Use as standard size or cut to size
 - Strong, durable and easy to install
 - All fixings included




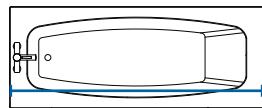
CODE	FINISH	LENGTH	RAIL
GP78001	White	2000mm	32 x 14mm
GP78000	Silver	2000mm	32 x 14mm
GP78101	White	2500mm	32 x 14mm
GP78100	Silver	2500mm	32 x 14mm
AD200641	Chrome effect	2500mm	32 x 14mm
GP78201	White	3000mm	32 x 14mm
GP78200	Silver	3000mm	32 x 14mm

Packaging: Printed sleeve

Professional Rails

PROFILE 800 STANDARD RAIL

- A lightweight but strong aluminium rail system
- White: Epoxy powder coated aluminium rail, white plastic wall brackets
- Silver: Satin anodised aluminium rail, grey plastic wall brackets
- Chrome effect: Bright anodised aluminium rail, chrome plated plastic wall brackets
- Pre-formed for perfect bends with a rigid 'H' section
- The system features a smooth running internal hook and glider system
- Supplied with twelve hooks and gliders for one shower curtain
- Rail size 24 x 14mm
- All fixings included

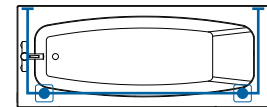


STRAIGHT

CODE	FINISH	LENGTH
GP85001	White	760mm
GP85000	Silver	760mm
GP85101	White	915mm
GP85100	Silver	915mm
GP85201	White	1830mm
GP85200	Silver	1830mm
AD200141	Chrome effect	1830mm
GP85301	White	2135mm
GP85300	Silver	2135mm
AD200241	Chrome effect	2135mm
GP85401	White	2440mm
GP85400	Silver	2440mm
Packaging: Printed sleeve		

U-SHAPED

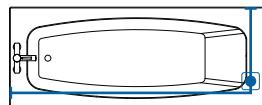
- Includes 2 ceiling supports



CODE	FINISH	LENGTH
GP86001	White	760 x 760 x 760mm
GP86000	Silver	760 x 760 x 760mm
GP87101	White	800 x 800 x 800mm
GP87100	Silver	800 x 800 x 800mm
GP86101	White	915 x 915 x 915mm
GP86100	Silver	915 x 915 x 915mm
GP86201	White	760 x 1675 x 760mm
GP86200	Silver	760 x 1675 x 760mm
Packaging: Printed sleeve		

L-SHAPED

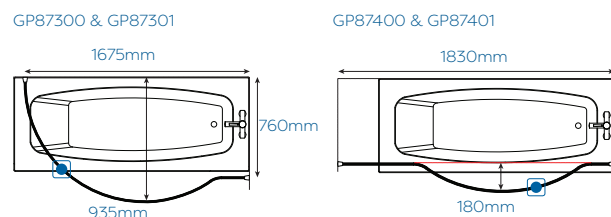
- Includes 1 ceiling support



CODE	FINISH	LENGTH
GP85501	White	760 x 760mm
GP85500	Silver	760 x 760mm
GP87201	White	800 x 800mm
GP87200	Silver	800 x 800mm
GP85601	White	915 x 915mm
GP85600	Silver	915 x 915mm
AD200341	Chrome effect	915 x 915mm
GP86601	White	1000 x 1000mm
GP86600	Silver	1000 x 1000mm
GP86701	White	1200 x 700mm
GP86700	Silver	1200 x 700mm
GP85701	White	760 x 1675mm
GP85700	Silver	760 x 1675mm
AD200441	Chrome effect	760 x 1675mm
GP85801	White	760 x 1830mm
GP85800	Silver	760 x 1830mm
Packaging: Printed sleeve		

CURVED

- Includes 1 ceiling support



CODE	FINISH	LENGTH
GP87301*	White	1675 x 935mm
GP87300*	Silver	1675 x 935mm
GP87401	White	1830 x 180mm
GP87400	Silver	1830 x 180mm
Packaging: Printed sleeve		

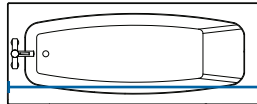
Professional Rails

PROFILE 400 STANDARD RAIL

- An ultra strong aluminium rail system
 - Silver: Satin anodised aluminium rail, grey plastic wall brackets
- Pre-formed for perfect joint free bends with a rigid box section
- The system features a smooth running internal hook and glider system
- Rail size 32 x 14mm
- Supplied with twelve hooks and gliders
- All fixings included

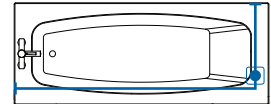


STRAIGHT



L-SHAPED

- Includes 1 ceiling support



 Indicates the ceiling support supplied and the recommended position where they are installed

CODE	FINISH	LENGTH
GP81100	Silver	915mm
GP81200	Silver	1830mm
GP81300	Silver	2135mm
Packaging: Printed sleeve		

CODE	FINISH	LENGTH
GP81600	Silver	915 x 915mm
GP81700	Silver	760 x 1675mm
GP81800	Silver	760 x 1830mm
Packaging: Printed sleeve		

CEILING SUPPORT

- Additional ceiling supports
 - White: epoxy powder coated
 - Silver: satin anodised
 - Chrome effect: bright anodised aluminium
- May be required with some configurations of the Profile 400 and 800 rails
- Can be used as standard size or cut to size



HOOK & GLIDER PACK

- Suitable for use with both Profile 400 and 800 rails where more than one shower curtain is required
- Includes twelve hook and gliders



CODE	FINISH	TUBE
GP98801	White	610mm
GP98800	Silver	610mm
AD201541	Chrome effect	610mm
GP98701	White	915mm
GP98700	Silver	915mm
AD201441	Chrome effect	915mm
Packaging: Hanging bag with header card and euro slot		

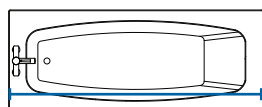
CODE	FINISH	TUBE
GP98900	White	22mm
Packaging: Hanging bag with header card and euro slot		

Made-to-Measure Rails

MADE-TO-MEASURE RAILS

- Select from our range of made-to-measure rails and rail accessories to create a bespoke rail for your bathroom
- Simply choose either the Profile 400 rail in white or silver, or the Profile 800 rail in white, silver or chrome effect
 - White: Epoxy powder coated aluminium rail, white plastic wall brackets
 - Silver: satin anodised aluminium rail, grey plastic wall brackets
- Chrome effect: Bright anodised aluminium rail, chrome plated plastic wall brackets
- Profile 400: 32 x 14mm
- Profile 800: 24 x 14mm
- Pick your configuration, provide the required measurements and let us do the rest
- Rails are supplied with twelve hooks and gliders for one shower curtain

STRAIGHT



CODE	FINISH
SPECRAILS	Silver/White/Chrome
Packaging: Printed sleeve	


Profile 400 White



Profile 800 White




Profile 400 Silver



Profile 800 Silver



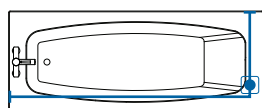
Profile 800 Chrome



 Indicates the ceiling support supplied and the recommended position where they are installed

L-SHAPED


- Includes 1 ceiling support



CODE	FINISH
SPECRAILL	Silver/White/Chrome
Packaging: Printed sleeve	

OFFSET

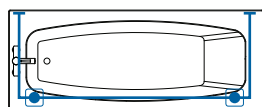
- Includes 1 ceiling support



CODE	FINISH
SPECRAILA	Silver/White/Chrome
Packaging: Printed sleeve	

U-SHAPED

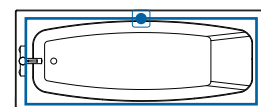
- Includes 1 ceiling support



CODE	FINISH
SPECRAILU	Silver/White/Chrome
Packaging: Printed sleeve	

RECTANGULAR


- Includes 1 ceiling support



CODE	FINISH
SPECRAILR	Silver/White/Chrome
Packaging: Printed sleeve	

CEILING SUPPORT

- Additional ceiling supports
 - White: epoxy powder coated
 - Silver: satin anodised
- May be required with some configurations of the Profile 400 and 800 rails
- Can be used as standard or cut to size



CODE	FINISH
SPECRAILC	Silver/White
Packaging: Hanging bag with header card and euro slot	

THREE METRE DUST COVER KIT


- Prevents dust from gathering in the upper section of Profile 400 and 800 rails
- Can be trimmed to the desired length



CODE	DIMENSIONS (LxWxD)
GP00001	3000 x 12 x 5mm
Packaging: Polybag with header card	







SHOWER CURTAINS

SHOWER CURTAINS

Keeping your bathroom looking fresh and clean while also adding a touch of character is easy with Croydex's range of shower curtains. Croydex is a leading supplier in the UK and provides a range of designs, all made to the highest quality.

Shower Curtains

Our comprehensive range of shower curtains includes products made from a number of different materials. The material used to manufacture a shower curtain can affect how it looks and feels, the service you can expect it to provide and how it should be cared for.

So that you can choose the curtain that is best suited to your needs and care for it in a way that will ensure it always looks as good as the day it was first hung, the following information may be useful.

Vinyl Shower Curtains

Vinyl shower curtains are 100% waterproof. The sides and bottom of all our vinyl curtains are cut rather than sewn and the eyelets are welded. These curtains can be wiped clean with a damp cloth and hung out to dry. They cannot be machine washed, dry-cleaned, tumble dried or ironed.

Our range of vinyl curtains are made from PVC (polyvinyl chloride).

PVC is a fully waterproof material which is both soft and strong. Designs featuring a clear background are generally printed on a PVC base sheet as this effect can easily be achieved using this material.



Textile Shower Curtains

Textile shower curtains are water-resistant. The 100% polyester fabric is made water-resistant by the addition of an acrylic coating that we call Proseal®. The sides, top and bottom of our textile curtains are neatly hemmed and the bottom hem includes a lead-free, non-toxic weight to ensure that the curtain hangs straight and does not cling to the user when wet. The eyelets are reinforced with a corrosion-resistant metal to give a smart finish. All textile curtains can be machine washed at 40°C and pressed with a cool iron.

Our range of textile curtains are all manufactured from 100% polyester and they can be broadly divided into the following headings:

Plain and Patterned Fabric

With their water-resistant Proseal® coating, all plain and printed shower curtains from Croydex are 100% polyester and create an effective water-resistant barrier in the bath or shower. A made-to-measure service is available on selected plain curtains providing a variety of sizes made to order.



Hook 'n' Hang

Our hookless shower curtains are made from 100% polyester fabric and come complete with twelve heavy duty split plastic eyelets for fast and easy installation, so there is no need to buy separate shower curtain hooks.



Scan the QR code to view our Hook 'n' Hang demonstration video or visit www.croydex.com

FEATURES KEY

Products marked with this icon include this feature:



Hygiene 'n' Clean

This treatment helps reduce or prevent the growth of germs on products carrying the Hygiene 'n' Clean logo, keeping them fresher, safer and more hygienic than similar untreated products.

Protects against:

- | | |
|--|--|
| <input checked="" type="checkbox"/> E-Coli | <input checked="" type="checkbox"/> Listeria |
| <input checked="" type="checkbox"/> MRSA | <input checked="" type="checkbox"/> Salmonella |
| <input checked="" type="checkbox"/> Odours | <input checked="" type="checkbox"/> Staining |
| <input checked="" type="checkbox"/> Mould & Mildew | |

Shower Curtains – Vinyl

WORLD MAP PVC SHOWER CURTAIN

- Fully waterproof material
- Easy to clean
- Ready to hang with twelve tear-resistant eyelets



CODE	DIMENSIONS (LxW)
------	------------------

AE580815	1800 x 1800mm
----------	---------------

Packaging: Polybag with C hook

SILVER MOSAIC PVC SHOWER CURTAIN

- Fully waterproof material
- Easy to clean
- Ready to hang with twelve tear-resistant eyelets



CODE	DIMENSIONS (LxW)
------	------------------

AE543440	1800 x 1800mm
----------	---------------

Packaging: Polybag with C hook

BLUE MOSAIC PVC SHOWER CURTAIN

- Fully waterproof material
- Easy to clean
- Ready to hang with twelve tear-resistant eyelets



CODE	DIMENSIONS (LxW)
------	------------------

AE543424	1800 x 1800mm
----------	---------------

Packaging: Polybag with C hook

PLAIN PVC SHOWER CURTAIN

- Fully waterproof material
- Easy to clean
- Ready to hang with twelve tear-resistant eyelets

CODE	FINISH	DIMENSIONS (LxW)
------	--------	------------------

AE100022	White	1800 x 1800mm
----------	-------	---------------

AE100017	Ivory	1800 x 1800mm
----------	-------	---------------

AE100013	Frosty	1800 x 1800mm
----------	--------	---------------

Packaging: Polybag with C hook



Shower Curtains – Patterned Textile

NAVY PINSTRIPE TEXTILE SHOWER CURTAIN

- Water-resistant fabric
- Treated with Hygiene 'n' Clean anti-microbial additive
- Easy to clean, machine washable
- Cling-resistant weighted hem
- Ready to hang with twelve corrosion-resistant metal eyelets
- 100% Polyester



CODE	DIMENSIONS (LxW)
AF290334H	1800 x 1800mm
Packaging: Polybag with C hook	

PLUM PINSTRIPE TEXTILE SHOWER CURTAIN

- Water-resistant fabric
- Treated with Hygiene 'n' Clean anti-microbial additive
- Easy to clean, machine washable
- Cling-resistant weighted hem
- Ready to hang with twelve corrosion-resistant metal eyelets
- 100% Polyester



CODE	DIMENSIONS (LxW)
AF290361H	1800 x 1800mm
Packaging: Polybag with C hook	

AQUA CHEVRON TEXTILE SHOWER CURTAIN

- Water-resistant fabric
- Treated with Hygiene 'n' Clean anti-microbial additive
- Easy to clean, machine washable
- Cling-resistant weighted hem
- Ready to hang with twelve corrosion-resistant metal eyelets
- 100% Polyester



CODE	DIMENSIONS (LxW)
AF290416H	1800 x 1800mm
Packaging: Polybag with C hook	

YELLOW & GREY CHEVRON TEXTILE SHOWER CURTAIN

- Water-resistant fabric
- Treated with Hygiene 'n' Clean anti-microbial additive
- Easy to clean, machine washable
- Cling-resistant weighted hem
- Ready to hang with twelve corrosion-resistant metal eyelets
- 100% Polyester



CODE	DIMENSIONS (LxW)
AF290401H	1800 x 1800mm
Packaging: Polybag with C hook	

GREY MEDALLION TEXTILE SHOWER CURTAIN

- Water-resistant fabric
- Treated with Hygiene 'n' Clean anti-microbial additive
- Easy to clean, machine washable
- Cling-resistant weighted hem
- Ready to hang with twelve corrosion-resistant metal eyelets
- 100% Polyester



CODE	DIMENSIONS (LxW)
AF290231H	1800 x 1800mm
Packaging: Polybag with C hook	

LATTE MEDALLION TEXTILE SHOWER CURTAIN

- Water-resistant fabric
- Treated with Hygiene 'n' Clean anti-microbial additive
- Easy to clean, machine washable
- Cling-resistant weighted hem
- Ready to hang with twelve corrosion-resistant metal eyelets
- 100% Polyester



CODE	DIMENSIONS (LxW)
AF290230H	1800 x 1800mm
Packaging: Polybag with C hook	

Shower Curtains – Patterned Textile

GEO MOSAIC TEXTILE SHOWER CURTAIN

- Water-resistant fabric
- Treated with Hygiene 'n' Clean anti-microbial additive
- Easy to clean, machine washable
- Cling-resistant weighted hem
- Ready to hang with twelve corrosion-resistant metal eyelets
- 100% Polyester



CODE	DIMENSIONS (LxW)
AF281624H	1800 x 1800mm
Packaging: Polybag with C hook	

BLUE MOSAIC TEXTILE SHOWER CURTAIN

- Water-resistant fabric
- Treated with Hygiene 'n' Clean anti-microbial additive
- Easy to clean, machine washable
- Cling-resistant weighted hem
- Ready to hang with twelve corrosion-resistant metal eyelets
- 100% Polyester
- Co-ordinating bath mat and pillow available (see page 62 & 66)



CODE	DIMENSIONS (LxW)
AF290124H	1800 x 1800mm
Packaging: Polybag with C hook	

COAST TEXTILE SHOWER CURTAIN

- Water-resistant fabric
- Easy to clean, machine washable
- Cling-resistant weighted hem
- Ready to hang with twelve corrosion-resistant metal eyelets
- 100% Polyester



CODE	DIMENSIONS (LxW)
AF288624	1800 x 1800mm
Packaging: Polybag with C hook	

TEXTURED DOTS TEXTILE SHOWER CURTAIN

- Water-resistant fabric
- Easy to clean, machine washable
- Cling-resistant weighted hem
- Ready to hang with twelve corrosion-resistant metal eyelets
- 100% Polyester



CODE	DIMENSIONS (LxW)
AF288115	1800 x 1800mm
Packaging: Polybag with C hook	

SPLASH TEXTILE SHOWER CURTAIN

- Water-resistant fabric
- Easy to clean, machine washable
- Cling-resistant weighted hem
- Ready to hang with twelve corrosion-resistant metal eyelets
- 100% Polyester



CODE	DIMENSIONS (LxW)
AF288424	1800 x 1800mm
Packaging: Polybag with C hook	

STELLAR TEXTILE SHOWER CURTAIN

- Water-resistant fabric
- Easy to clean, machine washable
- Cling-resistant weighted hem
- Ready to hang with twelve corrosion-resistant metal eyelets
- 100% Polyester



CODE	DIMENSIONS (LxW)
AF584740	1800 x 1800mm
Packaging: Polybag with C hook	

Shower Curtains – Textile

DOTTY TEXTILE SHOWER CURTAIN

- Water-resistant fabric
- Easy to clean, machine washable
- Cling-resistant weighted hem
- Ready to hang with twelve corrosion-resistant metal eyelets
- 100% Polyester



CODE	DIMENSIONS (LxW)
AF285820	1800 x 1800mm
Packaging: Polybag with C hook	

WHITE WOVEN STRIPE TEXTILE SHOWER CURTAIN

- Water-resistant fabric
- Easy to clean, machine washable
- Cling-resistant weighted hem
- Ready to hang with twelve corrosion-resistant metal eyelets
- 100% Polyester



CODE	DIMENSIONS (LxW)
AF286122	1800 x 1800mm
Packaging: Polybag with C hook	

PLAIN WHITE TEXTILE SHOWER CURTAIN

- Water-resistant fabric
- Easy to clean, machine washable
- Cling-resistant weighted hem
- Ready to hang with twelve corrosion-resistant metal eyelets
- Co-ordinating bath mats available
- 100% Polyester



CODE	DIMENSIONS (LxW)
AF159022	1800 x 1800mm
Packaging: Polybag with C hook	

PLAIN IVORY TEXTILE SHOWER CURTAIN

- Water-resistant fabric
- Easy to clean, machine washable
- Cling-resistant weighted hem
- Ready to hang with twelve corrosion-resistant metal eyelets
- Co-ordinating bath mats available
- 100% Polyester



CODE	DIMENSIONS (LxW)
AF159017	1800 x 1800mm
Packaging: Polybag with C hook	



Shower Curtains – Textile

Hook ‘n’ Hang Shower Curtains

Our hookless shower curtains are made from 100% polyester fabric and come complete with twelve heavy duty split plastic eyelets for fast and easy installation, so there is no need to buy separate shower curtain hooks.



WHITE TEXTILE HOOK ‘N’ HANG SHOWER CURTAIN

- Water-resistant fabric
- Easy to clean, machine washable
- Cling-resistant weighted hem
- Ready to hang with twelve heavy duty split plastic eyelets
- No need for curtain hooks
- Use with either round or oval profile rails
- 100% Polyester



CODE	DIMENSIONS (LxW)
AF289022	1800 x 1800mm
Packaging: Polybag with C hook	

WHITE REGENCY STRIPE TEXTILE HOOK ‘N’ HANG SHOWER CURTAIN

- Water-resistant fabric
- Easy to clean, machine washable
- Cling-resistant weighted hem
- Ready to hang with twelve heavy duty split plastic eyelets
- No need for curtain hooks
- Use with either round or oval profile rails
- 100% Polyester



CODE	DIMENSIONS (LxW)
AF289122	1800 x 1800mm
Packaging: Polybag with C hook	



Scan the QR code to view our Hook ‘n’ Hang demonstration video or visit www.croydex.com

Shower Curtains – Professional White Textile

HIGH PERFORMANCE TEXTILE SHOWER CURTAIN

- Proseal® coated fabric gives excellent water repellency
- Easy to clean, machine washable
- Ready to hang with twelve corrosion-resistant metal eyelets
- Extra heavy cling-resistant weighted hem
- 100% Polyester

CODE	QUANTITY	DIMENSIONS (LxW)
GP85106	1	1800 x 2100mm
GP85107	1	2000 x 2000mm
GP85108	1	2100 x 2100mm
GP00801*	1	1800 x 1800mm
GP00851B	20	1800 x 1800mm
GP85115*	1	2000 x 1800mm
GP85105B	20	2000 x 1800mm

Packaging: Polybag with black and white label
* Packaging: Polybag with C hook



HYGIENE 'N' CLEAN PLAIN TEXTILE SHOWER CURTAIN

- Proseal® coated fabric gives excellent water repellency
- Easy to clean, machine washable
- Treated with Hygiene 'n' Clean anti-microbial additive
- Ready to hang with twelve corrosion-resistant metal eyelets
- Extra heavy cling-resistant weighted hem
- 100% Polyester

CODE	DIMENSIONS (LxW)
AF286822H	1800 x 1800mm
AF289522H	2000 x 2000mm

Packaging: Polybag with C hook



MADE-TO-MEASURE TEXTILE SHOWER CURTAINS

- Proseal® coated fabric gives excellent water repellency
- Easy to clean, machine washable
- Ready to hang with tear-resistant eyelets
- 14g/m (standard) or 50g/m (extra heavy) hem weights available
- Available in any length up to 3000mm
- Curtains more than 1800mm wide will have a vertical join
- Curtains supplied with one welded eyelet per 150mm width
- 100% Polyester

CODE	DIMENSIONS (W)
SPECTNSTDW	900 - 1800mm
SPECTNLRGW	1800 - 3000mm

Packaging: Polybag with black and white label
* Guide prices only, subject to quotation



Shower Curtain Extras

C SHAPE CURTAIN RING

- Suitable for use with shower curtain rods up to 29mm in diameter
- Supplied in sets of twelve to use with one standard shower curtain



CODE	FINISH
AK142132	Clear
AK142122	White
AK142141	Chrome

Packaging: Full colour polybag with euro slot



BUTTON CURTAIN RING

- Suitable for use with shower curtain rods up to 33mm in diameter
- Supplied in sets of twelve to use with one standard shower curtain



CODE	FINISH
AK142232	Clear
AK142222	White

Packaging: PET box with C Hook

BALL CURTAIN RING

- Suitable for use with shower curtain rods up to 29mm in diameter
- Supplied in sets of twelve to use with one standard shower curtain




CODE	FINISH
AK141641	Chrome

Packaging: PET box with euro slot

MAGNETIC SHOWER CURTAIN CLIP

- For use with in-bath showers and curtains
- Minimises water leakage by creating a barrier between the bath and the wall
- Integrated magnetic retainer holds shower curtain in place
- Easy to install (silicon sealant not included)



CODE	FINISH
AM160622	White

Packaging: Full colour box



Scan the QR code to view our Curtain Clip demonstration video or visit www.croydex.com





SHOWERS & SHOWER
ACCESSORIES

SHOWERS & SHOWER ACCESSORIES

Croydex's extensive collection includes everything from overhead showers to adjustable wall brackets and boasts both attractive styling and reliability. So why not choose from this impressive selection of products to refresh and rejuvenate your bathroom.

Water Label & Water Efficient Handsets


The European Water Label is a voluntary scheme and is open to all companies who manufacture or sell products in the UK that meet the criteria. The Bathroom Manufacturer's Association (BMA), the lead trade association for manufacturers of products in the UK is the facilitator of this scheme.

Croydex have been actively selling water efficient shower accessories for many years and have now been recognised by the BMA with several of its water efficient shower handsets now included in the Water Label.

Offering the latest water-saving technology, many of the handsets included in the Water Label feature Croydex's innovative Eco Function. The optional water saving device reduces water usage by up to 50% compared to flow rates through the hand shower without it fitted. Simple to fit, the device is inserted into the handset or showerhead during installation and can be removed as and when required. It can be used in conjunction with most systems, excluding electric showers.

Modern bathroom fittings are designed to be more water efficient without compromising performance.

Water efficient products will help your customers save water and save money on their energy bills because they are not heating so much water.



Look for the Water Label above on featured products.

What is the Water Label?

The Water Label enables customers across Europe to easily compare the amount of water different products use and make informed decisions that will save them water and money. Major DIY retailers, builders and plumbers' merchants and manufacturers of bathroom products are committed to using the Water Label for all bathroom fittings.

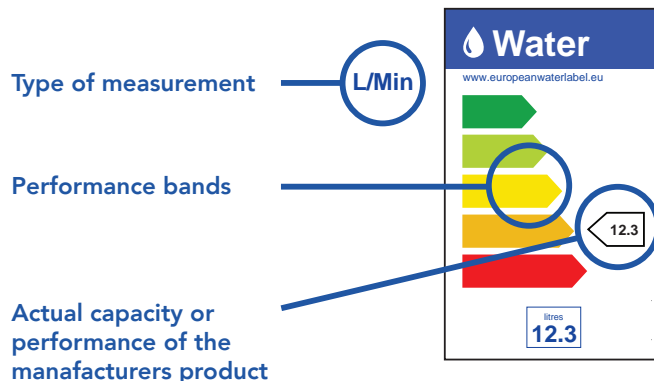
Thousands of bathroom products are registered with the European Water Label. Once registered, products are given a Water Label rating based on the manufacturers' product information.

You can look online to search for products already registered with the Water Label at www.europeanwaterlabel.eu and click on 'Find a Product'.

How the Label Works

The Water Label shows the amount of water the product uses. Products are grouped into colour-coded performance bands depending on how much water they use. The smaller the arrow, the more water efficient the product with green being the most efficient.

Your customers will be familiar with the style of the labelling as it's similar to the energy labelling used on white goods (like fridges and washing machines) and electronic products.



Flexi Fix™ – Shower Screen

FLEXI-FIX SHOWER SCREEN

- 6mm toughened safety glass
- Patented system allows use of existing screw holes
- Simple key system allows single person fitting
- Screen adjustment for out of true walls
- Reversible for left or right hand fit
- Polished aluminium profile



CODE	DIMENSIONS (HxWxD)
AM184032	1500 x 830 x 40mm
Packaging: Brown box colour label	



SIMPLE LEVELLING SYSTEM

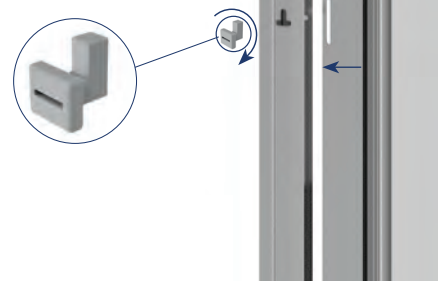
Unique cam system always aligns your screen on to the bath through existing screw holes for an easier installation

Adjustable cam device locates into the channel and allows existing holes to be used



It also provides vertical and horizontal adjustment

Our locking mechanism holds the screen in place and allows for single person installation and adjustment in final assembly of the glass screen



Shower Hoses

1.25M PVC SHOWER HOSE

- Reinforced flexible PVC shower hose with standard bore
- Two conical fitments
- Ideal length for electric showers
- Universal ½" B.S.P. connection



CODE	FINISH	QUANTITY
AM168622	White	1
AM168622B	White	6
AM168641	Chrome	1
AM168641B	Chrome	6

Packaging: Full colour box with euro slot

1.5M PVC SHOWER HOSE

- Reinforced flexible PVC shower hose with standard bore
- Two chrome plated conical fitments
- Ideal length for electric showers
- Universal ½" B.S.P. connection



CODE	FINISH	QUANTITY
AM169522	White	1
AM169522B	White	6
AM169541	Chrome	1
AM169541B	Chrome	6

Packaging: Full colour box with euro slot

1.5M REINFORCED STAINLESS STEEL SHOWER HOSE

- Reinforced stainless steel shower hose
- Two chrome plated metal conical fitments
- Suitable for use with most electric or mixer showers
- Universal ½" B.S.P. connection



CODE	FINISH	BORE
AM550441	Chrome	Large

Packaging: Blister pack with euro slot

1.5M FLEXITUBE STAINLESS STEEL SHOWER HOSE

- Stainless steel shower hose with standard bore
- Two chrome plated hex head nuts
- Suitable for use with most electric or mixer showers
- Universal ½" B.S.P. connection



CODE	FINISH
AM123540	Silver

Packaging: Blister pack with euro slot

1.5M & 1.75M STAINLESS STEEL SHOWER HOSE

- Double wound extra strong stainless steel flexible hose with standard bore
- Two chrome plated conical fitments
- Ideal for bath shower mixers and all showers
- Universal ½" B.S.P. connection



CODE	DIMENSION	QUANTITY
AM168741	1.5m	1
AM168741B	1.5m	6
AM168841	1.75m	1
AM168841B	1.75m	6

Packaging: Full colour box with euro slot

1.75M REINFORCED STAINLESS STEEL SHOWER HOSE

- Reinforced stainless steel shower hose
- One chrome plated conical fitment and one chrome plated knurled nut
- Suitable for use with most electric or mixer showers
- Universal ½" B.S.P. connection



CODE	FINISH	BORE
AM163641	Chrome	Large

Packaging: Blister pack with euro slot

Shower Hoses & Handsets

1.75M PREMIUM STRENGTH SHOWER HOSE

NEW

- Reinforced stainless steel shower hose
- One chrome plated conical fitment and one chrome plated knurled nut
- Suitable for use with most electric or mixer showers
- Universal ½" B.S.P. connection



CODE	FINISH
AM156103	Gold
Packaging: Full colour open box	

2M REINFORCED STAINLESS STEEL SHOWER HOSE

- Reinforced stainless steel shower hose with large bore
- Two metal conical fitments
- Suitable for use with most electric or mixer showers
- Universal ½" B.S.P. connection



CODE	FINISH
AM550641	Chrome
Packaging: Blister pack with euro slot	

1.5 – 2M+ STRETCH SHOWER HOSE

- Reinforced stainless steel construction
- 40% Extra length when fully stretched (1.5-2m+)
- Standard bore with one conical fitment and one hexagonal fitment
- Ideal for bath shower mixers and all showers
- Universal ½" B.S.P. connection



CODE	DIMENSIONS	QUANTITY
AM159741	1.5 – 2m+	1
AM159741B	1.5 – 2m+	6
Packaging: Full colour box with euro slot		

1.5M STRETCH REINFORCED SHOWER HOSE

- Reinforced stretch shower hose
- One conical fitment and one hex head nut
- Gives up to 40% extra length
- Suitable for use with most electric or mixer showers
- Universal ½" B.S.P. connection



CODE	FINISH	BORE
AM156041	Chrome	Large
Packaging: Blister pack with euro slot		

Essential Range – Shower Sets & Handsets

THREE FUNCTION SHOWER HANDSET

- Rub clean nozzles
- Ideal for all shower types
- Universal 1/2" B.S.P. connection



CODE	FINISH	QUANTITY
AM169022	White	1
AM169022B	White	6
AM169041	Chrome	1
AM169041B	Chrome	6

Packaging: Full colour box with euro slot

MAXI FIVE FUNCTION SHOWER HANDSET

- Rub clean nozzles
- Ideal for all shower types
- Universal 1/2" B.S.P. connection



5 Spray Patterns

CODE	FINISH	QUANTITY
AM169141	Chrome	1
AM169141B	Chrome	6

Packaging: Full colour box with euro slot

THREE FUNCTION SHOWER SET

- 1.5m Reinforced PVC hose
- 690mm Riser rail with soap shelf (582mm fixing centres)
- Rub clean nozzles
- Universal 1/2" B.S.P. connection



CODE	FINISH	QUANTITY
AM169322	White	1
AM169322B	White	3
AM169341	Chrome	1
AM169341B	Chrome	3

Packaging: Full colour box with euro slot

MAXI FOUR FUNCTION SHOWER SET

- 1.5m Stainless steel hose
- 690mm Riser rail with soap shelf (582mm fixing centres)
- Rub clean nozzles
- Universal 1/2" B.S.P. connection



4 Spray Patterns

CODE	FINISH	QUANTITY
AM169441	Chrome	1
AM169441B	Chrome	3

Packaging: Full colour box with euro slot

Shower Handsets

ONE FUNCTION SHOWER HANDSET

- One function handset with rub clean nozzles
- Comfort grip ergonomically designed handle
- Universal ½" B.S.P. connection



CODE	FINISH
AM153222	White
AM153241	Chrome

Packaging: Blister pack with euro slot

NERO ONE FUNCTION SHOWER HANDSET

NEW

- One function handset with rub clean nozzles
- Comfort grip ergonomically designed handle
- Universal ½" B.S.P. connection



CODE	FINISH
AM173922	White
AM173941	Chrome

Packaging: Open colour box

THREE FUNCTION SHOWER HANDSET

- Three function handset with rub clean nozzles
- Suitable for low pressure systems
- Universal ½" B.S.P. connection



CODE	FINISH
AM150222	White
AM150241	Chrome

Packaging: Blister pack with euro slot

NERO THREE FUNCTION SHOWER HANDSET

NEW

- Three function handset with rub clean nozzles
- Suitable for low pressure systems
- Universal ½" B.S.P. connection



CODE	FINISH
AM174041	Chrome

Packaging: Open colour box

FIVE FUNCTION SHOWER HANDSET

- Five function handset with rub clean nozzles
- Suitable for low pressure systems
- Universal ½" B.S.P. connection



CODE	FINISH
AM150322	White
AM150341	Chrome

Packaging: Blister pack with euro slot

NERO FIVE FUNCTION SHOWER HANDSET

NEW

- Five function handset with rub clean nozzles
- Suitable for low pressure systems
- Universal ½" B.S.P. connection



CODE	FINISH
AM190341	Chrome

Packaging: Open colour box

Eco Function

CONTOUR MINI TWO FUNCTION SHOWER HANDSET

- 85mm Diameter two function handset with rub clean nozzles
- Universal ½" B.S.P. connection



CODE FINISH

AM163041 Chrome

Packaging: Blister pack with euro slot



CONTOUR MIDI THREE FUNCTION SHOWER HANDSET

- 105mm Diameter three function handset with rub clean nozzles
- Universal ½" B.S.P. connection



CODE FINISH

AM163341 Chrome

Packaging: Blister pack with euro slot



CONTOUR MAXI FOUR FUNCTION SHOWER HANDSET

- Large 125mm diameter four function handset with rub clean nozzles
- Universal ½" B.S.P. connection



CODE FINISH

AM157641 Chrome

Packaging: Blister pack with euro slot



MATRIX THREE FUNCTION SHOWER HANDSET

- 105mm Diameter three function handset with rub clean nozzles
- Chrome plated faceplate
- Universal ½" B.S.P. connection



CODE FINISH

AM170641 Chrome

Packaging: Blister pack with euro slot



MATRIX FIVE FUNCTION SHOWER HANDSET

- Large 120mm diameter five function handset with rub clean nozzles
- Chrome plated faceplate
- Universal ½" B.S.P. connection



CODE FINISH

AM170741 Chrome

Packaging: Blister pack with euro slot



Eco Function



SELF CLEANING FIVE FUNCTION SHOWER HANDSET

- Chrome five function shower handset
- Self cleaning; internal pins eject limescale deposits
- Removable venturi cartridge
- Universal ½" B.S.P. connection



CODE	FINISH
AM178041	Chrome

Packaging: Full colour open box



SILK SPRAY THREE FUNCTION SHOWER HANDSET

- Silk spray function; soft & gentle spray sensation
- Chrome three function shower handset
- Rub clean nozzles
- Universal ½" B.S.P. connection



CODE	FINISH
AM177041	Chrome

Packaging: Full colour open box



SILK SPRAY FIVE FUNCTION SHOWER HANDSET

- Silk spray function; soft & gentle spray sensation
- Chrome five function shower handset
- Rub clean nozzles
- Universal ½" B.S.P. connection



CODE	FINISH
AM177141	Chrome

Packaging: Full colour open box



INCLUSIVE FOUR FUNCTION SHOWER HANDSET - ECO

- 85mm Diameter head with rub clean nozzles
- Tactile rubber handle for easier gripping
- Large lever makes switching functions easier
- Universal ½" B.S.P. connection



CODE	FINISH
AM151341	Chrome & White

Packaging: Blister pack with euro slot



Shower Sets

SINGLE FUNCTION BATH & SHOWER SET WITH BRACKET

- Complete shower set
- Single function handset with rub clean nozzles
- 1750mm Stainless steel hose with large bore
- One conical fitment and one knurled nut
- Multi-position wall bracket
- Universal ½" B.S.P. connection



CODE	FINISH
AM162041	Chrome
Packaging: Blister pack with euro slot	

UNO ONE FUNCTION SHOWER SET

- Complete shower set
- 1000mm Vari-Fit riser rail allows existing screw holes to be re-used providing they are no more than 960mm apart (see page 51)
- Improved mobility and flexibility with 1000mm riser rail
- Single function handset with rub clean nozzles
- Multi-position shower handset adjustment
- 1500mm Stainless steel shower hose with large bore
- Universal ½" B.S.P. connection



CODE	FINISH
AM162141	Chrome
Packaging: Full colour box	

THREE FUNCTION SHOWER SET

- Complete shower set
- 710mm Riser rail
- Three function handset with rub clean nozzles
- Multi-position shower handset adjustment
- 1500mm Heavy duty shower hose with standard bore
- Universal ½" B.S.P. connection



CODE	FINISH
AM150922	White
AM150941	Chrome
Packaging: Blister pack with euro slot	

TRIO THREE FUNCTION SHOWER SET

- Complete shower set
- 655mm Vari-Fit riser rail allows existing screw holes to be re-used providing they are no more than 550mm apart (see page 51)
- Three function handset with rub clean nozzles
- Extra strong 1500mm stainless steel hose with medium bore
- Hose retaining ring for additional security
- Multi-position shower handset adjustment
- Chrome plated soap dish
- Universal ½" B.S.P. connection



CODE	FINISH
AM158441	Chrome
Packaging: Blister pack with euro slot	

Shower Sets

MATRIX THREE FUNCTION SHOWER SET

- Complete shower set
- 655mm Vari-Fit riser rail allows existing screw holes to be re-used providing they are no more than 550mm apart (see page 51)
- 105mm Diameter shower handset with rub clean nozzles
- Multi-position shower handset adjustment
- Extra strong 1500mm stainless steel hose with medium bore
- Hose retaining ring for additional security
- Universal ½" B.S.P. connection



water label 6.9 L/min

CODE FINISH

AM173641 Chrome

Packaging: Blister pack with euro slot



3 Spray Patterns

MATRIX FIVE FUNCTION SHOWER SET

- Complete shower set
- 655mm Vari-Fit riser rail allows existing screw holes to be re-used providing they are no more than 550mm apart (see page 51)
- 120mm Diameter shower handset with rub clean nozzles
- Multi-position shower handset adjustment
- Extra strong 1500mm stainless steel hose with medium bore
- Hose retaining ring for additional security
- Universal ½" B.S.P. connection



water label 5.5 L/min

CODE FINISH

AM173741 Chrome

Packaging: Blister pack with euro slot



5 Spray Patterns

INCLUSIVE SHOWERING KIT

- Complete shower set
- 600mm Stainless steel grab bar with concealed fixings
- Four function 85mm diameter head with rub clean nozzles
- Tactile rubber handle for easier gripping
- Large lever makes switching functions easier
- 2000mm Chrome hose with large bore
- Assistive slider with large button, easy to use
- Universal ½" B.S.P. connection
- Fixings not included



water label 5 L/min

CODE FINISH

AP600241 Chrome

Packaging: Brown box with colour label



4 Spray Patterns

CONTOUR DUO COMBI SET

- Converts existing handshowers into overhead or handshower
- Integrated riser rail, shower arm and diverter
- A Vari-Fit riser rail allows existing screw holes to be re-used providing they are no more than 800mm apart
- Multi-position shower handset adjustment
- Small round fixed pivot overhead shower
- Contour Mini two function handset with rub clean nozzles
- 1500mm Reinforced stainless steel hose with medium bore
- Not suitable for electric showers
- Suitable for pressures 1 bar and above
- Universal ½" B.S.P. connection



water label 6.7 L/min

CODE FINISH

AM162441 Chrome

Packaging: Full colour box



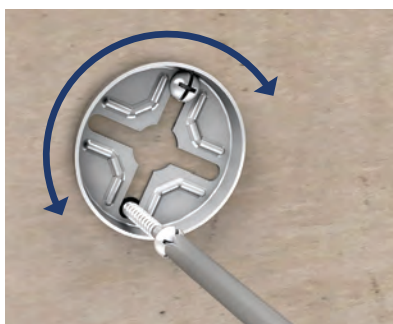
2 Spray Patterns

Flexi Fix™ – Shower Sets



SCREW OR GLUE

THREE WAYS TO FIX – YOU CHOOSE HOW



RE-FIX

Aligns to old holes



SCREW-FIX


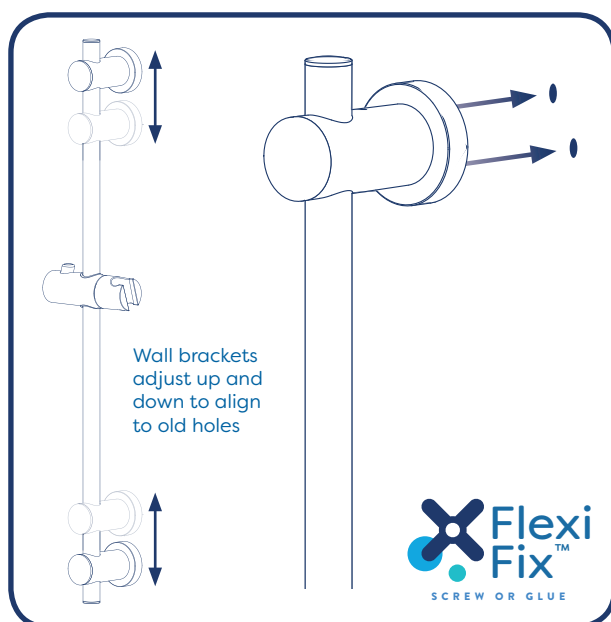
To new holes



GLUE-FIX

To most surfaces

STEP 1. AJUSTABLE WALL BRACKETS STEP 2. EASY FIX UNIQUE 'X' PLATE



Flexi Fix™ - Shower Sets

FLEXI-FIX RISER RAIL

- Flexi-Fix brackets can be fixed using existing screw holes (up to 600mm apart) or glued, avoiding drilling completely
- 600mm Riser rail
- Multi-position shower handset adjustment



CODE	FINISH
AM182641	Chrome
Packaging: Full colour open box	



FLEXI-FIX THREE FUNCTION SHOWER SET

- Complete shower set
- Flexi-Fix brackets can be fixed using existing screw holes or glued, avoiding drilling completely
- 600mm Riser rail provides flexible height adjustment to suit a variety of users
- Multi-position shower handset adjustment
- Large three function chrome handset with rub clean nozzles
- Reinforced 1500mm stainless steel hose with medium bore
- Universal ½" B.S.P. connection
- Rub clean nozzles



CODE	FINISH
AM182441	Chrome
Packaging: Full colour open box	



3 Spray Patterns

FLEXI-FIX FIVE FUNCTION SHOWER SET

- Complete shower set
- Flexi-Fix brackets can be fixed using existing screw holes or glued, avoiding drilling completely
- 600mm Riser rail provides flexible height adjustment to suit a variety of users
- Multi-position shower handset adjustment
- Large five function chrome handset with rub clean nozzles
- Reinforced 1500mm stainless steel hose with medium bore
- Universal ½" B.S.P. connection
- Rub clean nozzles



CODE	FINISH
AM182541	Chrome
Packaging: Full colour open box	



5 Spray Patterns



Overhead Showers

SMALL ROUND SHOWER OVERHEAD

- 120mm Diameter round shower handset with rub clean nozzles
- For use with a shower arm or a shower panel
- Universal ½" B.S.P. connection



CODE	FINISH
AM153541	Chrome
Packaging: Blister pack with euro slot	

TRADITIONAL RAIN SHOWER OVERHEAD

- 173mm Diameter single function chrome plated pivot head with rub clean nozzles
- For use with a shower arm or a shower panel
- Universal ½" B.S.P. connection



CODE	FINISH
AM169841	Chrome
Packaging: Blister pack with euro slot	

TRADITIONAL RAIN HEAD SET (HEAD, ARM & HOSE)

- 173mm Diameter chrome plated pivot head with rub clean nozzles
- 1500mm Stainless steel hose
- Universal ½" B.S.P. connection
- 360mm Chrome plated fixed shower arm with hose connector



CODE	FINISH
AM159641	Chrome
Packaging: Full colour box	



GENERIC SHOWER ARM

- Chrome plated brass shower arm
- Universal ½" B.S.P. connection



CODE	FINISH	LENGTH
AM162841	Chrome	200mm
Packaging: Blister pack with euro slot		

See our demonstration videos online at www.croydex.com or scan the QR code below





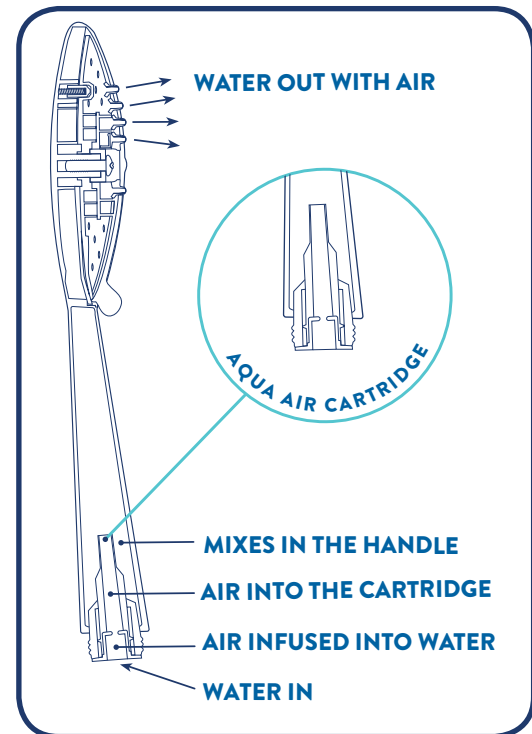
SENSATIONAL WATER SAVING

Uninspiring and expensive showers are a thing of the past with the new Aqua Air showering products from Croydex.


Aqua Air products produce a bigger and softer water droplet to enhance and improve your showering sensation and pleasure, whilst also reducing your water consumption without the need for a water saving device.

How Aqua Air works is simple – water flowing through the shower head draws in air, which is then mixed with the water. This creates bigger, softer, aerated water droplets within a volumised shower spray, which enhance the showering sensation and provide a high quality showering experience with lower water consumption.

In fact Aqua Air shower handsets can save up to 50% water when compared to similar standard shower handsets.



The BMA Water Label is a voluntary scheme and is open to all companies who manufacture or sell product in the UK and Europe that meets the criteria for water efficiency products as defined by technical experts within the bathroom industry. All Aqua Air shower heads are listed with the European Water Label Scheme. Your guarantee of water efficient transparency.



EASY INSTALLATION




Unscrew your existing shower head from the shower hose and discard old washer. Clean threads on shower hose.



Fully insert the Aqua Air cartridge and position the washer supplied in the connector of your shower hose and attach it to the shower head, do not over-tighten.

If pressures are low the aqua air cartridge can be removed to provide an excellent aerated spray.



To retain best quality finish, clean product regularly with a soft damp cloth. Do not use abrasive or chemical cleaners, as these may damage the product.

Aqua Air™ - Shower Handsets & Sets

KEILA ONE FUNCTION SHOWER HANDSET

- Chrome one function shower handset
- Universal ½" B.S.P. connection
- Rub clean nozzles
- Supplied with Aqua Air water saving device



NEW

1 Spray Pattern
Aqua Air™

CODE	FINISH
AM178241	Chrome

Packaging: Full colour open box

EDASSA THREE FUNCTION SHOWER HANDSET

- Chrome three function shower handset
- Universal ½" B.S.P. connection
- Rub clean nozzles
- Supplied with Aqua Air water saving device



NEW

3 Spray Patterns
Aqua Air™

CODE	FINISH
AM178341	Chrome

Packaging: Full colour open box

TALIA THREE FUNCTION SHOWER HANDSET

- Chrome three function shower handset
- Universal ½" B.S.P. connection
- Rub clean nozzles
- Supplied with Aqua Air water saving device



NEW

3 Spray Patterns
Aqua Air™

CODE	FINISH
AM178441*	Chrome

Packaging: Full colour open box

BELMORE FIVE FUNCTION SHOWER HANDSET

- Chrome five function shower handset
- Universal ½" B.S.P. connection
- Rub clean nozzles
- Supplied with Aqua Air water saving device



NEW

5 Spray Patterns
Aqua Air™

CODE	FINISH
AM178541	Chrome

Packaging: Full colour open box

VARONE FIVE FUNCTION SHOWER HANDSET

- Chrome five function shower handset
- Universal ½" B.S.P. connection
- Rub clean nozzles
- Supplied with Aqua Air water saving device



NEW

5 Spray Patterns
Aqua Air™

CODE	FINISH
AM178641	Chrome

Packaging: Full colour open box

Riser Rails

RISER RAIL

- 710mm Riser rail
- Multi-position shower handset adjustment
- Fits all shower hoses with a standard conical fitting
- Clear soap dish



CODE	FINISH
AM150422	White
AM150441	Chrome

Packaging: Blister pack with euro slot

VARIO RISER RAIL

- 620mm Riser rail
- Allows existing screw holes to be re-used providing they are no more than 610mm apart (see below)
- Multi-position shower handset adjustment
- One adjustable wall bracket
- Fits all shower hoses with a standard conical fitting



CODE	FINISH
AM163741	Chrome

Packaging: Blister pack with euro slot

VARI-FIT RISER RAIL

- 655mm Riser rail
- Allows existing screw holes to be re-used providing they are no more than 550mm apart (see right)
- Multi-position shower handset adjustment
- One adjustable wall bracket
- Hose ring and soap dish
- Fits all shower hoses with a standard conical fitting

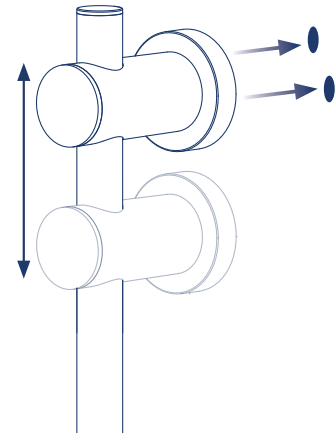


CODE	FINISH
AM158241	Chrome

Packaging: Blister pack with euro slot

Vari-Fit

The products marked with the Vari-Fit logo are supplied with a flexible mounting system which allows existing screw holes to be re-used, so additional screw holes do not have to be drilled.



UNIVERSAL RISER RAIL SLIDER

- Adjustable to fit riser rails from 18 - 25mm diameter
- Durable plastic
- Easy retro fit
- Perfect to replace broken sliders

White

Chrome



CODE	FINISH
AM710122	White
AM710141	Chrome

Packaging: Polybag with header card

ADJUSTABLE WALL BRACKET

- Multi-position wall bracket
- Fits shower hoses with a standard conical fitting
- Suitable for all Croydex shower hoses

White

Chrome



CODE	FINISH
AM150622	White
AM150641	Chrome

Packaging: Blister pack with euro slot

Sprays

SHAMPOO SPRAY

- Suitable for ½" round or oval basin taps only
- An economic handset with a small square rose
- 750mm Hose length



CODE	FINISH
AA101022	White
Packaging: Plastic bag with euro slot	

BATH & SHAMPOO SPRAY

- Universal tap connectors
- Comfortable ergonomic handset shape
- Single function handset with rub clean nozzles
- Compatible with most square, round or oval bath or basin taps
- 1000mm Hose length



CODE	FINISH
AA108022	White
Packaging: Blister pack with euro slot	

FREEWAY PLUS


- Universal tap connectors
- Controllable shampoo spray; press for saturating spray and release for gentle flow
- Compatible with most square, round or oval bath or basin taps
- 1000mm Hose length



CODE	FINISH
AA202022	White
Packaging: Blister pack with euro slot	

BATH SHOWER MIXER SET

- Best suited to round taps
- Easy to install semi-permanent shower unit
 - Fix the diverter to the taps and move the lever to divert the water between the bath and shower
- Complete with riser rail, 1500mm flexitube hose and single function handset with rub clean nozzles



CODE	FINISH	DIMENSIONS
AB210022	White	430mm
AB210040	Silver	430mm
AB220041	Chrome	430mm
Packaging: Blister pack with euro slot		

Secura Sprays

SECURA SPRAY

- Universal tap connectors
- Includes retaining straps; suitable for use with high and low pressure systems up to 3 bar (does not come off tap at high pressure)
- Single function handset with rub clean nozzles
- Handset wall bracket included
- 1750mm Hose length



1 Spray Pattern

CODE	FINISH
AA107022	White
Packaging: Full colour box with euro slot	

FREEWAY SECURA

- Universal tap connectors
- Includes retaining straps; suitable for use with high and low pressure systems up to 3 bar (does not come off tap at high pressure)
- Controllable spray; press for saturating flow and release for gentle flow
- 1000mm Hose length



2 Spray Patterns

CODE	FINISH
AA107422	White
Packaging: Full colour box with euro slot	

SECURA BATH SHOWER SET

- Universal tap connectors
- Includes retaining straps; suitable for use with high and low pressure systems up to 3 bar (does not come off tap at high pressure)
- Single function handset with rub clean nozzles
- Riser rail included
- 1750mm Hose length
- No plumbing required



1 Spray Pattern



CODE	FINISH
AB160022	White
Packaging: Full colour box with euro slot	



Bath & Shower Seal Kits & Accessories

CONNECT-EZE

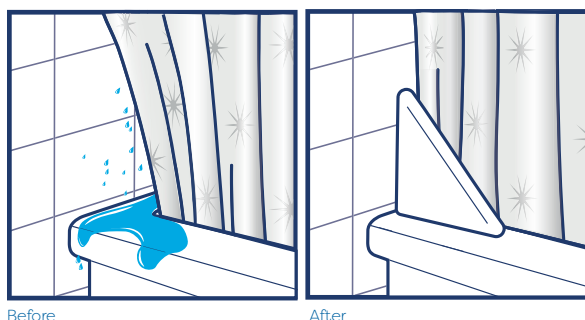
- Surface mounted connector for bar mixers
- Provides stability and support without reinforcing battens inside the wall
- Simple, easy, quick assembly
- Compression fittings suitable for copper and plastic pipe
- Suitable for all wall mounted showers and bath shower mixers with $\frac{3}{4}$ " B.S.P. female connecting nuts
- Pack includes 2 connectors



CODE	FINISH
AM170341	Chrome & White
Packaging: Blister pack with euro slot	

MAGNETIC SHOWER CURTAIN CLIP

- For use with in-bath showers and curtains
- Minimises water leakage by creating a barrier between the bath and the wall
- Integrated magnetic retainer holds shower curtain in place
- Easy to install (silicon sealant not included)



CODE	FINISH
AM160622	White
Packaging: Polybag with header card	

BATH & SHOWER SCREEN SEAL KITS

- A replacement translucent seal kit for bath screens
- Sticks to glass or aluminium frames
- Suitable for standard & folding bath/shower screens
- Quick and easy to install
- All fixings supplied

Bath Screen Seal: 1-8mm Bath Screen Seal: 8-11mm Shower Screen Seal




CODE	SEAL KIT	LENGTH	FITS GAP
AM160332	Bath Screen	1000mm	1-8mm
AM160432	Bath Screen	1000mm	8-11mm
AM160532	Shower Screen	1000mm	
Packaging: Blister pack with euro slot			


RIGID SEAL KITS

- A replacement translucent rigid seal kit for bath screens
- Suitable for panels 4 - 6mm thick
- Quick and easy to install

Wiper



Tube



CODE	LENGTH	SEAL TYPE
AM161332	1000mm	Wiper
AM161432	1000mm	Tube
Packaging: Protective card tube with label		

Water Saving and Tap Accessories



Water is something most of us take for granted; the average person in England and Wales uses approximately 150 litres of water per day, mainly for bathing, cooking, cleaning, drinking and flushing the WC. This is an increase of 50% more water than 25 years ago and in real terms we actually use in excess of 3,400 litres of water every day, as all that we consume has embedded water. As more than 60% of water used in the home is in the bathroom it is a good starting point to ask how much water a product uses when buying bathroom products.

In February 2009 the government announced plans to retrofit every home in the country for energy efficiency, and to make all homes and buildings zero carbon by 2050, revolutionising the energy efficiency of British properties.

Today's modern households have the luxury of high pressure water systems. As more and more households are metered this means that the homeowner is paying for the wasted water and increasingly expensive energy consumption through lack of knowledge or education.



Croydex offers a range of water saving flow regulators that can be added to existing taps or showers* to allow you to save water where high pressures exist without compromising the performance of your tap or shower.

Flow regulators are produced with an ingenious design of components that compensates for increasing pressures whilst keeping the flow constant. This ensures that a constant flow of water is maintained regardless of the water pressure as soon as the regulator reaches the pressure where it starts to regulate. At a pressure of 1 bar the O-ring in the core of the flow regulator begins to compress around the core of the regulator insert so that the water passageway begins to be restricted, this continues as pressure increases. That way you save water, but still keep a good water pressure with a constant flow rate.

The universal adaptor rings for both male and female connections mean that these products can be used on any tap or showers that have a suitable threaded outlet and, as a large amount of water used in the bathroom and kitchen is hot water, the cost saving is not only in the water bill but also on energy bills as well.



Croydex has always been a supporter of energy saving and has products listed on the ever increasing and popular Water Label Scheme administered by the Bathroom Manufacturer's Association. So whether through the purchase of a new product or the conversion of an old product, you can rest assured you are saving on energy.

* Please note these regulators are not suitable for electric showers or electric hand washing water heaters. These products are designed with a specific flow rate to suit the individual units and any change to this may result in an unsatisfactory performance.
** Type 1 taps from EN 200:2008 deliver 12 litres per minute
*** Type 1 Bath shower mixers from EN 200:2008 deliver 12 litres per minute. Showers and bath mixers from EN 1111:1998 deliver 12 litres per minute

SHOWER ADAPTOR

- The adaptor fits between:
 - Shower arm to showerhead
 - Mixer to hose
 - Hose to handshower
- 8 Litres per minute provides a typical saving of 4 litres per minute***
- For pressures above 1 bar



CODE	FINISH
AM164541	Chrome
Packaging: Blister pack with euro slot	

SHOWER FLOW LIMITER PACK

- Pack includes 3 flow regulators
- For use with Shower Adaptor AM164541
- Flow regulator provides a typical saving of:
 - Green 6 litres per minute***
 - Blue 4 litres per minute***
 - Orange 2 litres per minute***
- For pressures above 1 bar



CODE
AM164641
Packaging: Blister pack with euro slot

Water Saving Shower and Tap Accessories

UNIVERSAL MIXER TAP ADAPTOR WITH 4 LITRE FLOW REGULATOR

- Adaptor includes universal ring which enables fitment to external threads
- Produces aerating – champagne effect
- 4 Litres per minute provides a typical saving of 8 litres per minute**
- For pressures above 1 bar



CODE	FINISH
TB103841	Chrome
Packaging: Blister pack with euro slot	

UNIVERSAL SWIVEL MIXER TAP ADAPTOR WITH 8L FLOW REGULATOR

- Adaptor includes universal ring which enables fitment to external threads
- Swivel joint provides easy rinsing
- Produces aerating – champagne effect
- 8 Litres per minute provides a typical saving of 4 litres per minute**
- For pressures above 1 bar



CODE	FINISH
TB103941	Chrome
Packaging: Blister pack with euro slot	

2 LITRE SPRAY NOZZLE FLOW REGULATOR AND SPANNER PACK

- 2 Litres per minute grey flow regulator insert x2
- Provides a typical saving of 10 litres of water per minute**
- Spray for effective handrinse/handwashing
- Includes universal spanner fitment tool
- For pressures above 1 bar



CODE
TB104041
Packaging: Blister pack with euro slot

4 LITRE FLOW REGULATOR AND SPANNER PACK

- 4 Litres per minute yellow flow regulator insert x2
- Provides a typical saving of 8 litres of water per minute**
- Produces aerating – champagne effect
- Includes universal spanner fitment tool
- For pressures above 1 bar



CODE
TB104141
Packaging: Blister pack with euro slot

6 LITRE FLOW REGULATOR AND SPANNER PACK

- 6 Litres per minute green flow regulator insert x2
- Provides a typical saving of 6 litres of water per minute**
- Produces aerating – champagne effect
- Includes universal spanner fitment tool
- For pressures above 1 bar



CODE
TB104241
Packaging: Blister pack with euro slot

8 LITRE FLOW REGULATOR AND SPANNER PACK

- 8 Litres per minute blue flow regulator insert x2
- Provides a typical saving of 4 litres of water per minute**
- Produces aerating – champagne effect
- Includes universal spanner fitment tool
- For pressures above 1 bar



CODE
TB104341
Packaging: Blister pack with euro slot







BATH MATS
& PILLOWS

BATH MATS & PILLOWS

Our attention to detail, the use of the highest quality materials and manufacturing techniques has made Croydex one of the UK's leading suppliers of in-bath mats and pillows.

Bath Mats – Hygiene ‘n’ Clean



Hygiene ‘n’ Clean is an anti-microbial treatment that is incorporated into certain in-bath mats and pillows at the time of manufacture. This treatment is safe for people, pets and the environment and is effective for the life of the product.

Hygiene ‘n’ Clean reduces the development of bacteria, fungi and other micro-organisms, which can degrade products and generate unpleasant odours. Hygiene ‘n’ Clean also helps to protect against a range of pathogens including E-Coli, Listeria, MRSA and Salmonella, to name but a few!

By reducing bacterial growth on products that have high levels of consumer contact, the chance of cross contamination is greatly reduced, whilst hygiene levels are increased.

FEATURES KEY

Products marked with this icon include this feature.



Protects against:

- | | |
|--|--|
| <input checked="" type="checkbox"/> E-Coli | <input checked="" type="checkbox"/> Listeria |
| <input checked="" type="checkbox"/> MRSA | <input checked="" type="checkbox"/> Salmonella |
| <input checked="" type="checkbox"/> Odours | <input checked="" type="checkbox"/> Staining |
| <input checked="" type="checkbox"/> Mould & Mildew | |

* BS8445:2012.

All bath and shower mats supplied by Croydex have been independently tested and exceed the performance levels for slip-resistant bath and shower mats required by BS8445:2012. To fully comply with the British Standard each bath and shower mat must be permanently marked with the Croydex logo, a manufacturing batch identification and the number of the British Standard; the accompanying retail packaging must be marked with the number of the British Standard. The necessary markings will be applied to the product and packaging for selected bath and shower mats during 2018.

WHITE RUBAGRIP BATH MATS

- Treated with Hygiene ‘n’ Clean anti-microbial additive
- Made from natural rubber
- Machine washable
- Secure grip suction cups
- Slip-resistant* (see above)
- May not be suitable for latex allergy sufferers



CODE	SIZE	DIMENSIONS (HxW)
AG181122	Small	580 x 340mm
AG181422	Medium	740 x 340mm
AG182622	Large	900 x 370mm
Packaging: Polybag with euro slot		

IVORY RUBAGRIP BATH MAT

- Treated with Hygiene ‘n’ Clean anti-microbial additive
- Made from natural rubber
- Machine washable
- Secure grip suction cups
- Slip-resistant* (see above)
- May not be suitable for latex allergy sufferers



CODE	SIZE	DIMENSIONS (HxW)
AG181417	Medium	740 x 340mm
Packaging: Polybag with euro slot		

BLUE RUBAGRIP BATH MAT

- Treated with Hygiene ‘n’ Clean anti-microbial additive
- Made from natural rubber
- Machine washable
- Secure grip suction cups
- Slip-resistant* (see above)
- May not be suitable for latex allergy sufferers



CODE	SIZE	DIMENSIONS (HxW)
AG181424	Medium	740 x 340mm
Packaging: Polybag with euro slot		

WHITE RUBAGRIP SHOWER TRAY MAT

- Treated with Hygiene ‘n’ Clean anti-microbial additive
- Made from natural rubber
- Machine washable
- Secure grip suction cups
- Slip-resistant* (see above)
- May not be suitable for latex allergy sufferers



CODE	SIZE	DIMENSIONS (HxW)
AG183622	Medium	530 x 530mm
Packaging: Polybag with euro slot		

Bath Mats – Natural Rubber

RAISED OVAL RUBBER BATH MAT


- Treated with Hygiene 'n' Clean anti-microbial additive
- Made from natural rubber
- Machine washable
- Secure grip suction cups
- Slip-resistant* (see page 60)
- May not be suitable for latex allergy sufferers



CODE	FINISH	DIMENSIONS (HxW)
AG220522H	White	660 x 355mm
Packaging: Polybag with euro slot		

RAISED OVAL RUBBER BATH MAT


- Treated with Hygiene 'n' Clean anti-microbial additive
- Made from natural rubber
- Machine washable
- Secure grip suction cups
- Slip-resistant* (see page 60)
- May not be suitable for latex allergy sufferers



CODE	FINISH	DIMENSIONS (HxW)
AG220531H	Grey	660 x 355mm
Packaging: Polybag with euro slot		

RAISED OVAL RUBBER BATH MAT

- Treated with Hygiene 'n' Clean anti-microbial additive
- Made from natural rubber
- Machine washable
- Secure grip suction cups
- Slip-resistant* (see page 60)
- May not be suitable for latex allergy sufferers



CODE	FINISH	DIMENSIONS (HxW)
AG220516H	Aqua	660 x 355mm
Packaging: Polybag with euro slot		



DOMESUCKER BATH MAT

- Treated with Hygiene 'n' Clean anti-microbial additive
- Made from natural rubber
- Machine washable
- Secure grip suction cups
- Slip-resistant* (see page 60)
- May not be suitable for latex allergy sufferers



CODE	FINISH	DIMENSIONS (HxW)
AG200022	White	570 x 430mm
Packaging: Polybag with euro slot		

BUBBLES RUBBER BATH MAT

- Treated with Hygiene 'n' Clean anti-microbial additive
- Made from natural rubber
- Machine washable
- Secure grip suction cups
- Slip-resistant* (see page 60)
- May not be suitable for latex allergy sufferers



CODE	FINISH	DIMENSIONS (HxW)
AG320022	White	750 x 350mm
Packaging: Polybag with euro slot		

Bath Mats

TEXTURED CUSHIONED BATH MAT

- Treated with Hygiene 'n' Clean anti-microbial additive
- Comfortable cushioned vinyl
- Machine washable
- Secure grip suction cups
- Slip-resistant* (see page 60)
- Suitable for latex allergy sufferers



CODE	FINISH	DIMENSIONS (HxW)
BB211022H	White	700 x 350mm
Packaging: Polybag with euro slot		

PLAIN CUSHIONED BATH MAT

- Treated with Hygiene 'n' Clean anti-microbial additive
- Comfortable cushioned vinyl
- Machine washable
- Secure grip suction cups
- Slip-resistant* (see page 60)
- Suitable for latex allergy sufferers



CODE	FINISH	DIMENSIONS (HxW)
BB201022	White	700 x 350mm
Packaging: Polybag with euro slot		

PLAIN CUSHIONED SHOWER MAT

- Treated with Hygiene 'n' Clean anti-microbial additive
- Comfortable cushioned vinyl
- Machine washable
- Secure grip suction cups
- Slip-resistant* (see page 60)
- Suitable for latex allergy sufferers



CODE	FINISH	DIMENSIONS (HxW)
BD203022	White	550 x 550mm
Packaging: Polybag with euro slot		

BLUE MOSAIC BATH MAT

- Treated with Hygiene 'n' Clean anti-microbial additive
- Comfortable cushioned vinyl
- Machine washable
- Secure grip suction cups
- Slip-resistant* (see page 60)
- Suitable for latex allergy sufferers




CODE	FINISH	DIMENSIONS (HxW)
BB207084H	Mosaic	350 x 700mm
Packaging: Polybag with euro slot		

BUBBLES BATH MAT

- Secure grip suction cups
- Slip-resistant vinyl material* (see page 60)
- Easy to clean – hand washable
- Suitable for latex allergy sufferers



Clear



Blue


CODE	FINISH	DIMENSIONS (HxW)
AH220732	Clear	700 x 350mm
AH220724	Blue	700 x 350mm
Packaging: Polybag with euro slot		

BUBBLES SHOWER MAT

- Secure grip suction cups
- Slip-resistant vinyl material* (see page 60)
- Easy to clean – hand washable
- Suitable for latex allergy sufferers



Clear




Blue

CODE	FINISH	DIMENSIONS (HxW)
AH220832	Clear	530 x 530mm
AH220824	Blue	530 x 530mm
Packaging: Polybag with euro slot		


Bath Mats

PEBBLES BATH MAT

- Secure grip suction cups
- Slip-resistant vinyl material* (see page 60)
- Easy to clean - hand washable
- Suitable for latex allergy sufferers



Clear



Blue



White

CODE	FINISH	DIMENSIONS (HxW)
AG300032	Clear	700 x 350mm
AG300024	Blue	700 x 350mm
AG300022	White	700 x 350mm
Packaging: Polybag with euro slot		

ABC BATH MAT

- Designed to teach children the alphabet
- Secure grip suction cups
- Slip-resistant vinyl material* (see page 60)
- Easy to clean - hand washable
- Suitable for latex allergy sufferers



NEW



CODE	FINISH	DIMENSIONS (HxW)
BB321022H	Multi	550 x 350 mm
Packaging: Polybag with euro slot		

BOBBING ALONG BATH MAT

- Secure grip suction cups
- Slip-resistant vinyl material* (see page 60)
- Easy to clean - hand washable
- Suitable for latex allergy sufferers



CODE	FINISH	DIMENSIONS (HxW)
AH220515	Multi	695 x 390mm
Packaging: Polybag with euro slot		

UNDERWATER WORLD BATH MAT

- Secure grip suction cups
- Slip-resistant vinyl material* (see page 60)
- Easy to clean - hand washable
- Suitable for latex allergy sufferers
- Co-ordinating shower curtain available



CODE	FINISH	DIMENSIONS (HxW)
AH220615	Clear/Blue	695 x 390mm
Packaging: Polybag with euro slot		

Textile Bathroom Mats

WHITE COTTON BATHROOM MAT

- Perfect for stepping onto after a relaxing bath or shower
- Slip-resistant backing
- Easy to clean, machine washable
- 100% Cotton



CODE	FINISH	DIMENSIONS (HxW)
AN180122	White	800 x 500mm
Packaging: Header card with hanger		

CREAM COTTON BATHROOM MAT

- Perfect for stepping onto after a relaxing bath or shower
- Slip-resistant backing
- Easy to clean, machine washable
- 100% Cotton



CODE	FINISH	DIMENSIONS (HxW)
AN180110	Cream	800 x 500mm
Packaging: Header card with hanger		

LATTE COTTON BATHROOM MAT

- Perfect for stepping onto after a relaxing bath or shower
- Slip-resistant backing
- Easy to clean, machine washable
- 100% Cotton



CODE	FINISH	DIMENSIONS (HxW)
AN180120	Latte	800 x 500mm
Packaging: Header card with hanger		

BLUE COTTON BATHROOM MAT

- Perfect for stepping onto after a relaxing bath or shower
- Slip-resistant backing
- Easy to clean, machine washable
- 100% Cotton



CODE	FINISH	DIMENSIONS (HxW)
AN180124	Blue	800 x 500mm
Packaging: Header card with hanger		

GREY SOFT CUSHIONED BATHROOM MAT


- Super soft mat cushions your feet
- Hand woven single ply chenille
- Slip-resistant backing
- Easy to clean, machine washable
- Fabric: 68% Polyester 32% Cotton



CODE	FINISH	DIMENSIONS (HxW)
AN160131	Grey	800 x 500mm
Packaging: Header card with hanger		

YELLOW SOFT CUSHIONED BATHROOM MAT

- Super soft mat cushions your feet
- Hand woven single ply chenille
- Slip-resistant backing
- Easy to clean, machine washable
- Fabric: 68% Polyester 32% Cotton



CODE	FINISH	DIMENSIONS (HxW)
AN160125	Yellow	800 x 500mm
Packaging: Header card with hanger		

Textile Bathroom Mats

AQUA SOFT CUSHIONED BATHROOM MAT

- Super soft mat cushions your feet
- Hand woven single ply chenille
- Slip-resistant backing
- Easy to clean, machine washable
- Fabric: 68% Polyester 32% Cotton



CODE	FINISH	DIMENSIONS (HxW)
AN160116	Aqua	800 x 500mm
Packaging: Header card with hanger		

NAVY SOFT CUSHIONED BATHROOM MAT

- Super soft mat cushions your feet
- Hand woven single ply chenille
- Slip-resistant backing
- Easy to clean, machine washable
- Fabric: 68% Polyester 32% Cotton



CODE	FINISH	DIMENSIONS (HxW)
AN160134	Navy	800 x 500mm
Packaging: Header card with hanger		

PURPLE SOFT CUSHIONED BATHROOM MAT


- Super soft mat cushions your feet
- Hand woven single ply chenille
- Slip-resistant backing
- Easy to clean, machine washable
- Fabric: 68% Polyester 32% Cotton



CODE	FINISH	DIMENSIONS (HxW)
AN160161	Purple	800 x 500mm
Packaging: Header card with hanger		

GREY & WHITE PATTERNED BATHROOM MAT

- Super soft mat cushions your feet
- Hand woven single ply chenille
- Slip-resistant backing
- Easy to clean, machine washable
- Fabric: 66% Polyester 34% Cotton



CODE	FINISH	DIMENSIONS (HxW)
AN170131	Grey/White	800 x 500mm
Packaging: Header card with hanger		

GREY, WHITE & YELLOW PATTERNED BATHROOM MAT

- Super soft mat cushions your feet
- Hand woven single ply chenille
- Slip-resistant backing
- Easy to clean, machine washable
- Fabric: 66% Polyester 34% Cotton



CODE	FINISH	DIMENSIONS (HxW)
AN170101	Grey/White/Yellow	800 x 500mm
Packaging: Header card with hanger		

COFFEE & WHITE PATTERNED BATHROOM MAT

- Super soft mat cushions your feet
- Hand woven single ply chenille
- Slip-resistant backing
- Easy to clean, machine washable
- Fabric: 66% Polyester 34% Cotton



CODE	FINISH	DIMENSIONS (HxW)
AN170130	Brown/Coffee/White	800 x 500mm
Packaging: Header card with hanger		

Textile Memory Foam Mats & Bath Pillows

WHITE PEBBLE MEMORY FOAM BATH MAT

- Super soft texture
- High quality memory foam material cushions your feet
- Slip resistant synthetic rubber backing
- Machine washable
- Not for use inside bath or shower
- Fabric: 100% Polyester with a polyurethane foam filling



CODE	FINISH	DIMENSIONS (HxW)
AN700122	White	800 x 500mm
Packaging: Cardboard C wrap		

GREY PEBBLE MEMORY FOAM BATH MAT

- Super soft texture
- High quality memory foam material cushions your feet
- Slip resistant synthetic rubber backing
- Machine washable
- Not for use inside bath or shower
- Fabric: 100% Polyester with a polyurethane foam filling



CODE	FINISH	DIMENSIONS (HxW)
AN700131	Grey	800 x 500mm
Packaging: Cardboard C wrap		

Our sculptured textile bathroom mats are made from super soft memory foam which is not only practical but also adds a touch of indulgence to any bathroom.



Super soft texture
High quality memory foam material cushions your feet

STANDARD BATH PILLOW


- Treated with Hygiene 'n' Clean anti-microbial additive
- Comfortable cushioned vinyl
- Machine washable
- Secure grip suction cups
- Suitable for latex allergy sufferers
- Co-ordinating shower curtains and in-bath mats also available



CODE	FINISH	DIMENSIONS (HxW)
BG207022	White	210 x 300mm
Packaging: Polybag with euro slot		

BLUE MOSAIC BATH PILLOW

- Treated with Hygiene 'n' Clean anti-microbial additive
- Comfortable cushioned surface
- Machine washable
- Secure grip suction cups
- Suitable for latex allergy sufferers
- Co-ordinating shower curtains and in-bath mats also available



CODE	FINISH	DIMENSIONS (HxW)
BG207084H	Mosaic	200 x 300mm
Packaging: Polybag with euro slot		



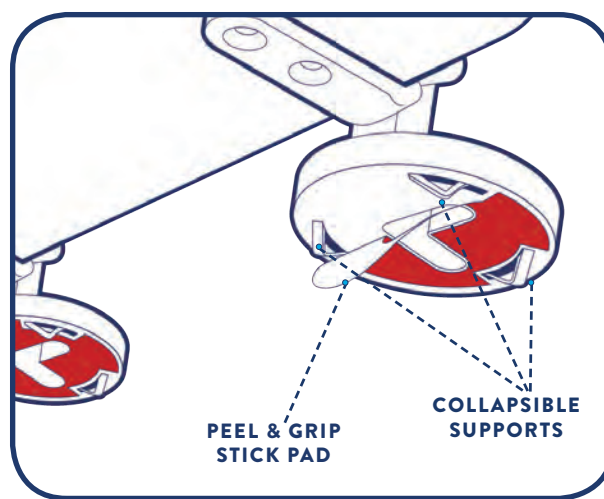
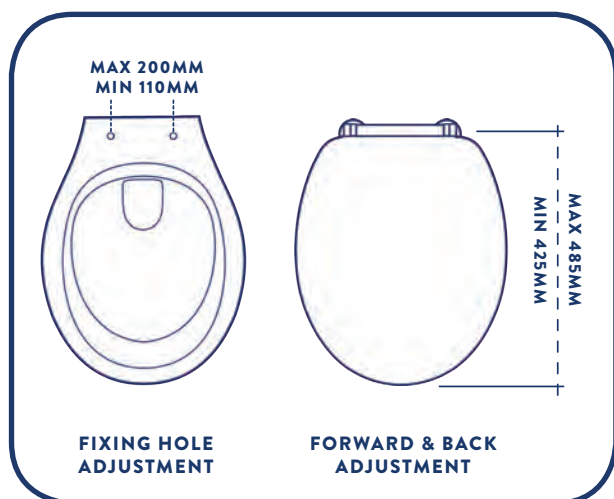




TOILET SEATS
& BATH PANELS

TOILET SEATS & BATH PANELS

Hygiene is just as important as appearance for Croydex which is why our range of antibacterial toilet seats are sure to make your bathroom a safer place. With a range of colours and finishes available there's something for everyone.



ALWAYS FITS

The wide range of adjustability ensures the hinges will always align with the holes in your toilet pan and the seat can also be installed from above or below the pan so it “always fits”.

NEVER SLIPS

Collapsible supports hold the hinges off the toilet pan while you align the seat. Once pressure is applied, the adhesive pads beneath the hinges grip the toilet pan so it “never slips”.

EASY INSTALLATION



PEEL

Peel off the protective film from the grip pad.



FIX

Position the seat, press the hinges in place and tighten bolts for a sturdy no slip installation.



CLIP

Clip the hinge covers in position and you are ready to go, it couldn't be simpler!.

FEATURES KEY

Products marked with these icons include this feature.



Always fits, never slips toilet seat, designed for easy installation.



Protects against:

- ☒ E-Coli
- ☒ MRSA
- ☒ Odours
- ☒ Mould & Mildew
- ☒ Listeria
- ☒ Salmonella
- ☒ Staining



Allows the seat to be removed easily for cleaning.



Soft close hinges prevent the seat from slamming closed.

Flexi Fix™ – Thermoset Toilet Seats

VICTORIA SLIMLINE TOILET SEAT WITH SOFT CLOSE AND QUICK RELEASE

- Adjustable hinges fit all standard toilets
- Made from thermoset plastic
- Durable nylon hinges with ABS anti-rust chrome plated caps
- Slimline design
- All fittings included -no tools required



NEW

CODE	FINISH
WL601322H	White
Packaging: Full colour box	

TAHOE TOILET SEAT

- Adjustable hinges fit all standard toilets
- Made from thermoset plastic
- Durable nylon hinges with ABS anti-rust chrome plated caps
- All fittings included -no tools required



NEW

CODE	FINISH
WL601222H	White
Packaging: Full colour box	

GRASMERE TOILET SEAT

- Adjustable hinges fit all standard toilets
- Made from thermoset plastic
- Durable nylon hinges with ABS anti-rust chrome plated caps
- All fittings included -no tools required



NEW

CODE	FINIS
WL601422H	White
Packaging: Full colour box	

CONSTANCE TOILET SEAT WITH SOFT CLOSE AND QUICK RELEASE

- Adjustable hinges fit all standard toilets
- Made from thermoset plastic
- Durable nylon hinges with ABS anti-rust chrome plated caps
- All fittings included -no tools required



NEW

CODE	FINISH
WL601722H	White
Packaging: Full colour box	

EYRE TOILET SEAT WITH SOFT CLOSE AND QUICK RELEASE

- Adjustable hinges fit all standard toilets
- Made from thermoset plastic
- Double hinge fixing positions allow an even greater range of adjustability
- Modern D-shaped design
- Durable nylon hinges with ABS anti-rust chrome plated caps
- All fittings included -no tools required



NEW

CODE	FINISH
WL601522H	White
Packaging: Full colour box	

MICHIGAN TOILET SEAT WITH SOFT CLOSE AND QUICK RELEASE

- Adjustable hinges fit all standard toilets
- Made from thermoset plastic
- Slimline design
- Durable nylon hinges with ABS anti-rust chrome plated caps
- All fittings included -no tools required



NEW

CODE	FINISH
WL601622H	White
Packaging: Full colour box	

Flexi Fix™ – Moulded Wood Toilet Seats

KEILDER TOILET SEAT

- Adjustable hinges fit all standard toilets
- Made from durable moulded wood



- Durable nylon hinges with ABS anti-rust chrome plated caps
- All fittings include -no tools required

NEW



CODE	FINISH
WL600822H	White
Packaging: Full colour box	

COMO TOILET SEAT

- Adjustable hinges fit all standard toilets
- Made from durable moulded wood



- Durable nylon hinges with ABS anti-rust chrome plated caps
- All fittings included -no tools required

NEW



CODE	FINISH
WL600722H	White
Packaging: Full colour box	

HAYWARD TOILET SEAT

- Adjustable hinges fit all standard toilets
- Made from durable moulded wood



- Durable nylon hinges with ABS anti-rust chrome plated caps
- All fittings included - no tools required

NEW



CODE	FINISH
WL602422H	White
Packaging: Full colour box	

GARDA TOILET SEAT WITH SOFT CLOSE AND QUICK RELEASE

- Adjustable hinges fit all standard toilets
- Made from durable moulded wood
- Modern D-shaped design



- Durable nylon hinges with ABS anti-rust chrome plated caps
- All fittings included -no tools required

NEW

CODE	FINISH
WL600922H	White
Packaging: Full colour box	



Flexi Fix™ – Moulded Wood Toilet Seats

PORTLAND TOILET SEAT WITH SOFT CLOSE AND QUICK RELEASE

- Adjustable hinges fit all standard toilets
- Made from durable moulded wood
- Durable nylon hinges with ABS anti-rust chrome plated caps
- All fittings included - no tools required



CODE	FINISH
WL601122H	White
Packaging: Full colour box	



LUGANO TOILET SEAT WITH SOFT CLOSE AND QUICK RELEASE

- Adjustable hinges fit all standard toilets
- Made from durable moulded wood
- Durable nylon hinges with ABS anti-rust chrome plated caps
- All fittings included -no tools required



CODE	FINISH
WL601022H	White
Packaging: Full colour box	

LUCERNE TOILET SEAT

- Adjustable hinges fit all standard toilets
- Made from durable moulded wood
- Durable nylon hinges with ABS anti-rust chrome plated caps
- All fittings included -no tools required



CODE	FINISH
WL602322H	White
Packaging: Full colour box	

GENEVA TOILET SEAT

- Adjustable hinges fit all standard toilets
- Made from durable moulded wood
- Durable nylon hinges with ABS anti-rust chrome plated caps
- All fittings included -no tools required



CODE	FINISH
WL602176H	Oak Effect
Packaging: Full colour box	

DAVOS BLONDED EFFECT PINE TOILET SEAT

- Adjustable hinges fit all standard toilets
- Made from solid pine
- Durable nylon hinges with ABS anti-rust chrome plated caps
- All fittings included -no tools required



CODE	FINISH
WL602272H	Blonded Effect
Packaging: Full colour box	

Flexi Fix™ – Solid & Moulded Wood Seats

DAVOS ANTIQUE EFFECT PINE TOILET SEAT

- Adjustable hinges fit all standard toilets
- Made from solid pine

- Durable nylon hinges with ABS anti-rust chrome plated caps
- All fittings included -no tools required



CODE	FINISH
WL602250H	Antique Effect
Packaging: Full colour box	

DAVOS MAHOGANY EFFECT PINE TOILET SEAT

- Adjustable hinges fit all standard toilets
- Made from solid pine

- Durable nylon hinges with ABS anti-rust chrome plated caps
- All fittings included -no tools required



CODE	FINISH
WL602252H	Mahogany Effect
Packaging: Full colour box	

ONTARIO TOILET SEAT WITH SOFT CLOSE AND QUICK RELEASE

- Adjustable hinges fit all standard toilets
- Made from durable moulded wood with wipe clean foil covering

- Durable nylon hinges with ABS anti-rust chrome plated caps
- All fittings included -no tools required



CODE	FINISH
WL602086H	Teak Effect
Packaging: Full colour box	

MONTORO WALNUT EFFECT TOILET SEAT

- Adjustable hinges fit all standard toilets
- Made from durable moulded wood with wipe clean foil covering

- Durable nylon hinges with ABS anti-rust chrome plated caps
- All fittings included -no tools required



CODE	FINISH
WL602677H	Walnut Effect
Packaging: Full colour box	

RUTLAND TOILET SEAT WITH SOFT CLOSE AND QUICK RELEASE

- Adjustable hinges fit all standard toilets
- Made from solid oak

- Durable nylon hinges with ABS anti-rust chrome plated caps
- All fittings included -no tools required



CODE	FINISH
WL602376H	Solid Oak
Packaging: Full colour box	



Flexi Fix™ – Stone Effect Toilet Seats

BLUE QUARTZ TOILET SEAT

- Adjustable hinges fit all standard toilets
- Made from durable moulded wood



- Durable nylon hinges with ABS anti-rust chrome plated caps
- All fittings included -no tools required

NEW



CODE	FINISH
WL601824H	Blue Quartz Effect
Packaging: Full colour box	

WHITE QUARTZ TOILET SEAT

- Adjustable hinges fit all standard toilets
- Made from durable moulded wood



- Durable nylon hinges with ABS anti-rust chrome plated caps
- All fittings included -no tools required

NEW



CODE	FINISH
WL601822H	White Quartz Effect
Packaging: Full colour box	

SILVER QUARTZ TOILET SEAT

- Adjustable hinges fit all standard toilets
- Made from durable moulded wood



- Durable nylon hinges with ABS anti-rust chrome plated caps
- All fittings included -no tools required

NEW



CODE	FINISH
WL601840H	Silver Quartz Effect
Packaging: Full colour box	

BLACK QUARTZ TOILET SEAT

- Adjustable hinges fit all standard toilets
- Made from durable moulded wood



- Durable nylon hinges with ABS anti-rust chrome plated caps
- All fittings included -no tools required

NEW



CODE	FINISH
WL601821H	Black Quartz Effect
Packaging: Full colour box	

DORNEY TOILET SEAT

- Adjustable hinges fit all standard toilets
- Made from durable moulded wood



- Durable nylon hinges with ABS anti-rust chrome plated caps
- All fittings included -no tools required

NEW



CODE	FINISH
WL601915H	Sandstone Effect
Packaging: Full colour box	

DOVE TOILET SEAT

- Adjustable hinges fit all standard toilets
- Made from durable moulded wood

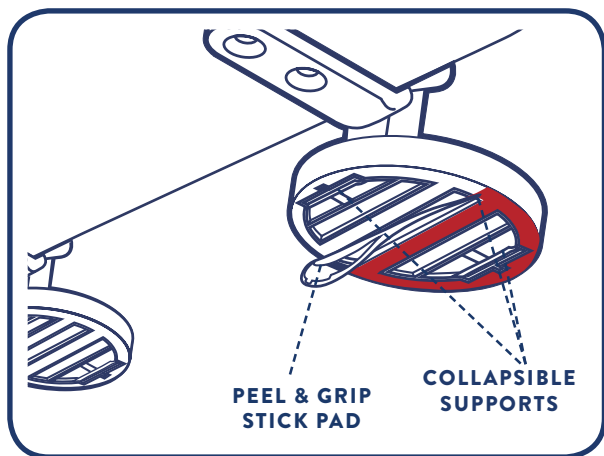


- Durable nylon hinges with ABS anti-rust chrome plated caps
- All fittings included -no tools required

NEW



CODE	FINISH
WL601931H	Granite Effect
Packaging: Full colour box	



NO MORE MOVEMENT

Collapsible supports hold the hinges away from the pan while you align the seat. Once pressure is applied, pads beneath the hinges grip the toilet pan so there is "no more movement".



The 'Double-Fixed' toilet seat, designed to prevent seat movement.

EASY INSTALLATION



PEEL

Assemble the hinge with the bolt in place and peel off the protective film from the grip pad.



ALIGN

Align the hinges to the toilet pan and push hinges in place.



FIX

Screw the seat to the toilet pan using the supplied fixings.



HURON TOILET SEAT

- Adjustable hinges fit all standard toilets
- Made from durable polypropylene



CODE	FINISH
WL600322H	White
Packaging: Full colour box	

- Plastic hinges
- All fittings included -no tools required

NEW

VIDA TOILET SEAT

- Adjustable hinges fit all standard toilets
- Made from durable polypropylene



CODE	FINISH
WL600222H	White
Packaging: Full colour box	

NEW

Sit Tight™ – Toilet Seats

ULLSWATER TOILET SEAT WITH QUICK RELEASE

- Adjustable hinges fit all standard toilets
- Made from durable polypropylene
- Plastic hinges
- All fittings included -no tools required



NEW



CODE	FINISH
WL600122H	White
Packaging: Full colour box	

BUTTERMERE TOILET SEAT

- Adjustable hinges fit all standard toilets
- Made from durable moulded wood
- Plastic hinges
- All fittings included -no tools required



NEW



CODE	FINISH
WL601922H	White
Packaging: Full colour box	

WINDERMERE TOILET SEAT

- Adjustable hinges fit all standard toilets
- Made from durable moulded wood
- Plastic hinges
- All fittings included -no tools required



NEW



CODE	FINISH
WL600422H	White Tongue & Groove
Packaging: Full colour box	

COLLERSON TOILET SEAT

- Adjustable hinges fit all standard toilets
- Made from durable moulded wood
- Plastic hinges
- All fittings included -no tools required



NEW



CODE	FINISH
WL600522H	White
Packaging: Full colour box	

CARRON TOILET SEAT WITH SOFT CLOSE

- Adjustable hinges fit all standard toilets
- Made from durable moulded wood
- Plastic hinges
- All fittings included -no tools required



NEW



CODE	FINISH
WL600622H	White
Packaging: Full colour box	

Toilet Seats

CANADA EASY FIX TOILET SEAT

- Adjustable hinges fit all standard toilets
- Made from durable polypropylene
- White plastic hinges
- All fittings included -no tools required



CODE	FINISH
WL401022H	White
Packaging: Full colour box	

ANTI-BACTERIAL POLYPROPYLENE TOILET SEAT WITH SOFT CLOSE

- Adjustable hinges fit all standard toilets
- Made from durable polypropylene
- Smart white seat with co-ordinating fixings
- All fittings included -no tools required



CODE	FINISH
WL400022H	White
Packaging: Full colour box	

HUDSON TOILET SEAT WITH SOFT CLOSE & QUICK RELEASE

- Adjustable hinges fit all standard toilets
- Made from durable polypropylene
- All fittings included -no tools required



CODE	FINISH
WL401222H	White
Packaging: Full colour box	

ELDON TOILET SEAT WITH SOFT CLOSE & QUICK RELEASE

- Adjustable hinges fit all standard toilets
- Made from hard wearing thermoset plastic
- All fittings included -no tools required



CODE	FINISH
WL533622H	White
Packaging: Full colour box	

HAUGHTON EASY FIX TOILET SEAT WITH SOFT CLOSE & QUICK RELEASE

- Adjustable hinges fit all standard toilets
- Made from heavy duty thermoset resin
- Chrome plated hinges
- All fittings included



CODE	FINISH
WL400122H	White
Packaging: Full colour box	

RAISED TOILET SEAT

- Fits all standard toilet seats
- Easy lift lid with handle
- Comfortable sitting down and getting up due to a 5cm raised seating position
- Adjustable hinges
- All fittings included



CODE	FINISH
WL400522H	White
Packaging: Full colour box	

Solid Wood Toilet Seats

SOLID MAHOGANY EFFECT WOOD TOILET SEAT WITH CHROME HINGES

- Adjustable hinges fit all standard toilet seats
- Made from solid pine wood
- Chrome plated hinges
- All fittings included -no tools required



CODE	FINISH
WL515241	Mahogany Effect
Packaging: Full colour box	

SOLID ANTIQUE PINE EFFECT WOOD TOILET SEAT WITH CHROME HINGES

- Adjustable hinges fit all standard toilet seats
- Made from solid pine wood
- Chrome plated hinges
- All fittings included -no tools required



CODE	FINISH
WL515202	Antique Pine Effect
Packaging: Full colour box	

SOLID MAHOGANY EFFECT WOOD TOILET SEAT WITH BRASS HINGES

- Adjustable hinges fit all standard toilet seats
- Made from solid pine wood
- Brass effect hinges
- All fittings included -no tools required



CODE	FINISH
WL515041	Mahogany Effect
Packaging: Full colour box	

SOLID ANTIQUE PINE EFFECT WOOD TOILET SEAT WITH BRASS HINGES

- Adjustable hinges fit all standard toilet seats
- Made from solid pine wood
- Brass effect hinges
- All fittings included -no tools required



CODE	FINISH
WL515002	Antique Pine Effect
Packaging: Full colour box	

Toilet Seats – SafeFlush

Did you know every time you flush the toilet a fine mist, much like an aerosol spray, containing harmful micro-organisms is spread throughout the bathroom onto nearby objects in the bathroom such as your toothbrush. This mist can include the pathogens that cause illnesses such as MRSA, Shingella, E-Coli and Salmonella to name just a few.

To tackle this problem Croydex have developed a unique toilet seat that prevents the spread of germs and bacteria when the toilet is flushed by sealing them into the toilet bowl.

SafeFlush also benefits from being treated with Hygiene 'n' Clean anti-bacterial technology.

This product has been independently tested by IMSL – Industrial Microbiological Services LTD. Research has shown that when flushing with a conventional toilet seat bacteria is spread by more than two metres. When SafeFlush is fitted no bacteria is spread.

See our website for full independent research by IMSL.



BEFORE with conventional seat

Every time your toilet is flushed, whether the seat and lid are up or down, a fine mist containing micro-organisms is spread throughout the bathroom.



AFTER with SafeFlush

The double seal on the SafeFlush seat creates a seal between the lid and seat as well as the base of the seat and the bowl, helping to ensure that germs and bacteria are kept where they belong.

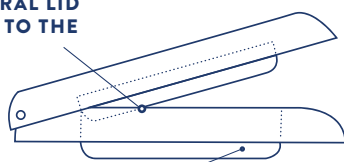
SAFEFLUSH TOILET SEAT WITH QUICK RELEASE

- Smart white thermoset seat with chrome plated fixings
- Special seal stops the spread of germs and bacteria outside of the toilet
- Includes Hygiene 'n' Clean anti-bacterial treatment
- Fits most standard size toilets
- Up to 75% reduction in noise when flushing
- Toilet seat hinges can be adjusted to suit fixing hole centres from 135mm to 165mm
- Practical soft close hinges stop the lid from slamming
- All fittings included



CODE	FINISH
WL110922H	White
Packaging: Full colour box	

**INTEGRAL LID
SEALS TO THE
RING**



**RING DESIGNED TO SEAL
ONTO THE TOILET BOWL**



Toilet Seats & Bath Panels

LUMINOSO SELF LIGHTING TOILET SEAT

- Adjustable hinges fit all standard toilets
- Made from hard wearing thermoset plastic
- Stainless steel top fix hinges
- Sensor activated LED night light
- LED light lasts 120 seconds each time
- Batteries not included (requires x2 AAA) expected battery life of 3 months under average use*
- All fittings included



* Battery life is dependent on the quality and capacity of the batteries fitted

CODE	FINISH
WL533122E	White
Packaging: Full colour box	

SENSORI SELF CLOSING TOILET SEAT

- Adjustable hinges fit all standard toilets
- Hard wearing thermoset plastic
- Stainless steel top fix hinges
- Automatic lid closure
- Batteries not included (requires x3 AAA) expected battery life of 3000 cycles*
- All fittings included



* Battery life is dependent on the quality and capacity of the batteries fitted

CODE	FINISH
WL533022E	White
Packaging: Full colour box	

COLOUR CHANGING TOILET PAN NIGHT LIGHT

- Fits any toilet
- Motion sensor subtly lights your toilet pan to guide you in the dark
- 8 Different colours
- Set favourite colour or rotate colours
- One button control
- Batteries not included (requires x3 AAA)



CODE	FINISH
AJ100122E	White
Packaging: Full colour box	

STORAGE BATH PANEL

- White wood storage bath panel
- Two clip fit access panels create accessible under bath storage
- Height adjustable base panel (Min 500mm, Max 575mm)
- Fits most standard size baths



CODE	DIMENSIONS (HxWxD)
WB715122	500-575 x 1690 x 25mm
Packaging: White box with colour label	

BATH PANEL

- Gloss white bath panel
- Hidden lockable sliding door for under bath storage
- Simple to assemble, just unfold and fit!
- Height adjustable base panel (Min 500mm, Max 530mm)
- Fits most standard size baths



CODE	DIMENSIONS (HxWxD)
WB995122	500-530 x 1680 x 20mm
Packaging: White box with colour label	

BATH END PANEL

- Gloss white bath end panel
- Provided with corner joints to seal the join between the side and end bath panels
- Height adjustable base panel (Min 500mm, Max 530 mm)
- Fits most standard size baths



CODE	DIMENSIONS (HxWxD)
WB995022	500-530 x 660 x 20mm
Packaging: White box with colour label	





WALL MOUNTED
ACCESSORIES

WALL MOUNTED ACCESSORIES

Wall mounted accessories are essential for keeping your bathroom clutter free. Our stylish range offers a variety of fixing methods and some products can even be installed without drilling through tiles.

Wire Bathroom Storage – Mild Steel

HOOK OVER DOOR TOWEL RACK

- Smart modern towel rack with self-adhesive pad to secure in place
- Two easy to install fixing options:
 - Use the over door hooks supplied or
 - Screw to the wall or door
- Space for four towels
- Creates valuable additional storage space in the bathroom
- Durable chrome plated steel
- Designed to fit doors up to 40mm thick
- Maximum load: 2.5kg



RUST FREE

FIVE YEAR GUARANTEE

CODE	DIMENSIONS (HxWxD)
------	--------------------

QM261141	710 x 200 x 140mm
----------	-------------------

Packaging: Card wrap with polypropylene hook

HOOK OVER DOOR DOUBLE STORAGE BASKET

- Simple & contemporary metal baskets with self-adhesive pad to secure the baskets in place
- Two Easy to install fixing options:
 - Use the over door hooks supplied or
 - Screw to the wall or door
- Two spacious storage baskets
- Durable chrome plated steel
- Designed to fit doors up to 40mm thick



RUST FREE

FIVE YEAR GUARANTEE

CODE	DIMENSIONS (HxWxD)
------	--------------------

QM261241	710 x 243 x 130mm
----------	-------------------

Packaging: Card wrap with polypropylene hook

HOOK OVER DOOR TRIPLE TOWEL RAIL

- Triple towel rail with chrome plated steel finish
- Space saving design
- Simple self-assembly
- All fixings included



RUST FREE

FIVE YEAR GUARANTEE

CODE	DIMENSIONS (HxWxD)
------	--------------------

QM261741	710 x 600 x 100mm
----------	-------------------

Packaging: White box with colour label

TOILET ROLL HOLDER

- Free standing toilet roll holder
- Chrome plated finish
- Holds three spare roles



NEW

RUST FREE

FIVE YEAR GUARANTEE

CODE	DIMENSIONS (HxWxD)
------	--------------------

QM263941	613 x 132 x 141mm
----------	-------------------

Packaging: Swing tag

HOOK OVER TANK TOILET ROLL HOLDER

- Hangs on to most toilet tanks/ cisterns
- Chrome plated finish
- Easy to install - no drilling or fixing required



NEW

RUST FREE

FIVE YEAR GUARANTEE

CODE	DIMENSIONS (HxWxD)
------	--------------------

QM265341	190 x 40 x 110mm
----------	------------------

Packaging: Backing card with euro slot

WALL MOUNTED TOILET CADDY

- Fits four toilet rolls
- Easy to install - fittings included
- Holds two spare rolls



NEW

RUST FREE

FIVE YEAR GUARANTEE

CODE	FINISH	DIMENSIONS (HxWxD)
------	--------	--------------------


QM265241	Chrome	420 x 34 x 170mm
----------	--------	------------------

Packaging: Backing card with euro slot

Wire Bathroom Storage – Mild Steel

OVER DOOR BALL MULTI HOOK

- Eight hooks
- Easy to install – no drilling or fixing required
- Durable chrome plated steel
- Designed to fit doors up to 40mm thick
- Maximum load: 8kg



CODE	DIMENSIONS (HxWxD)
QM260141	190 x 380 x 75mm
Packaging: Backing card with euro slot	

OVER DOOR JEWEL MULTI HOOK

- Eight hooks
- Easy to install – no drilling or fixing required
- Durable chrome plated steel and acrylic resin
- Designed to fit doors up to 40mm thick
- Maximum load: 8kg



CODE	DIMENSIONS (HxWxD)
QM260341	190 x 380 x 75mm
Packaging: Backing card with euro slot	

OVER DOOR BALL HOOK – PACK OF TWO

- Easy to install – no drilling or fixing required
- Durable chrome plated steel
- Designed to fit doors up to 40mm thick
- Maximum load: 8kg



CODE	DIMENSIONS (HxWxD)
QM260041	190 x 14 x 60mm
Packaging: Backing card with euro slot	

OVER DOOR JEWEL HOOK – PACK OF TWO

- Easy to install – no drilling or fixing required
- Durable chrome plated steel and acrylic resin
- Designed to fit doors up to 40mm thick
- Maximum load: 8kg



CODE	DIMENSIONS (HxWxD)
QM260741	190 x 14 x 60mm
Packaging: Backing card with euro slot	

WALL MOUNTED CURVED SHELVING UNIT & TOWEL RACK

- Two shelves and two towel rails
- Chrome finish
- Saves space and creates additional storage
- Simple self-assembly
- All fixings included



CODE	DIMENSIONS (HxWxD)
QM262041	543 x 450 x 255mm
Packaging: White box with colour label	

WALL MOUNTED TOWEL RACK

- Two towel rails and one towel shelf
- Chrome finish
- Space saving design
- Keeps the bathroom tidy and organised
- Simple self-assembly with all fixings included



CODE	DIMENSIONS (HxWxD)
QM261841	300 x 630 x 215mm
Packaging: White box with colour label	

Wire Bathroom Storage – Mild Steel

BATH RACK

- Fits most standard 70cm width baths
- Durable chrome plated mild steel
- Rust free five year guarantee



RUST FREE
FIVE YEAR GUARANTEE

CODE	DIMENSIONS (HxWxD)
QM268041	45 x 650 x 135mm
Packaging: Card header with euro slot	

SHOWER RISER RAIL HOOK OVER CADDY

- Contemporary hook over shower caddy with self-adhesive pad to secure caddy in place
- Creates valuable additional storage space in the shower
- Fits most standard riser rail
- Easy to install – no drilling required
- Durable chrome plated steel
- Maximum load: 2kg



RUST FREE
FIVE YEAR GUARANTEE

CODE	DIMENSIONS (HxWxD)
QM260441	280 x 180 x 130mm
Packaging: Backing card with euro slot	

SHOWER SCREEN CADDY

- Creates valuable additional storage space in the shower
- Fits most standard shower screens
- Easy to install – no drilling required



RUST FREE
FIVE YEAR GUARANTEE

CODE	FINISH	DIMENSIONS (HxWxD)
QM264141	Chrome	373 x 250 x 130mm
Packaging:		

SHOWER MIXER CADDY

- Hooks onto the shower mixer
- Creates valuable additional storage space in the shower
- Easy to install – no drilling required
- Durable chrome plated steel
- Maximum load: 5kg



RUST FREE
FIVE YEAR GUARANTEE

CODE	DIMENSIONS (HxWxD)
QM262941	440 x 250 x 125mm
Packaging: Colour card wrap	

TRIPLE CORNER STORAGE BASKET SET

- Ideal for the corner of the bath or shower enclosure
- Three adjustable storage baskets
- Creates valuable additional storage space
- Adjustable wall brackets allow for uneven walls
- Easy to install, adhesive pad fixings supplied
- Durable chrome plated steel
- Maximum load: 4.5kg



RUST FREE
FIVE YEAR GUARANTEE

CODE	DIMENSIONS (HxWxD)
QM261341	1615 x 270 x 185mm
Packaging: Box with euro slot	



Wire Bathroom Storage – Mild Steel

EASY FIT SHOWER RISER RAIL BASKET

- Easy to fit clip on system requires no drilling and is more secure than most hook over baskets
- Will fit most round shower riser rails with a diameter between 19 and 25mm
- Can be easily removed and fitted to another compatible shower riser rail
- Deep basket ideal for larger bottles



CODE	DIMENSIONS (HxWxD)
QM261041	85 x 265 x 135mm
Packaging: White box with colour label	

EASY FIT SHOWER RISER RAIL SOAP BASKET

- Easy to fit clip on system requires no drilling and is more secure than most hook over baskets
- Will fit most round shower riser rails with a diameter between 19 and 25mm
- Can be easily removed and fitted to another compatible shower riser rail



CODE	DIMENSIONS (HxWxD)
QM261441	35 x 170 x 120mm
Packaging: White box with colour label	

EASY FIT BASKET INSTALLATION

STEP 1.



Locate the desired height of the basket on the riser rail and attach the support bracket.

STEP 2.



Fit the top lip of the basket onto the support bracket.

STEP 3.



Attach the support bracket caps.

Wire Bathroom Storage – Mild Steel

MILD STEEL STORAGE

- Provides valuable additional storage space
- Durable chrome plated mild steel
- All fixings included
- Designed with a special coating, the rust free wire ware products are suitable for use within any 'wet' shower area or bathroom and all come with a five year guarantee.



Screw To Wall Storage



SOAP DISH



CODE	DIMENSIONS (HxWxD)
QM261941	36.5 x 127 x 103mm

Packaging: Card wrap and euro slot

CORNER SOAP DISH



CODE	DIMENSIONS (HxWxD)
QM260941	36 x 190 x 120mm

Packaging: Card wrap and euro slot

COSMETIC BASKET



CODE	DIMENSIONS (HxWxD)
QM260641	51.5 x 250 x 125mm

Packaging: Card wrap and euro slot

CORNER BASKET



CODE	DIMENSIONS (HxWxD)
QM265941	61 x 280 x 165mm

Packaging: Card wrap and euro slot

Wire Bathroom Storage – Mild Steel

TWO TIER COSMETIC BASKET



**RUST
FREE**

**FIVE
YEAR
GUARANTEE**

CODE	DIMENSIONS (HxWxD)
QM260541	316 x 250 x 128mm
Packaging: Card wrap and euro slot	

SMALL TWO TIER CORNER BASKET



**RUST
FREE**

**FIVE
YEAR
GUARANTEE**

CODE	DIMENSIONS (HxWxD)
QM260841	281 x 225 x 140mm
Packaging: Card wrap and euro slot	

MEDIUM TWO TIER CORNER BASKET



**RUST
FREE**

**FIVE
YEAR
GUARANTEE**

CODE	DIMENSIONS (HxWxD)
QM260241	327 x 250 x 147mm
Packaging: Card wrap and euro slot	

LARGE TWO TIER CORNER BASKET



**RUST
FREE**

**FIVE
YEAR
GUARANTEE**

CODE	DIMENSIONS (HxWxD)
QM263841	303 x 283 x 167mm
Packaging: Card wrap and euro slot	

THREE TIER CORNER BASKET



**RUST
FREE**

**FIVE
YEAR
GUARANTEE**

CODE	DIMENSIONS (HxWxD)
QM262841	482 x 275 x 165mm
Packaging: Card wrap and euro slot	

HOOK OVER THREE TIER BASKET



**RUST
FREE**

**FIVE
YEAR
GUARANTEE**

CODE	DIMENSIONS (HxWxD)
QM264341	632 x 250 x 184mm
Packaging: Card wrap and euro slot	

Wire Bathroom Storage – Stainless Steel

STAINLESS STEEL STORAGE

- Provides valuable additional storage space
- Durable chrome plated corrosion-resistant stainless steel
- Suitable for use within the 'wet' shower area
- All fixings included
- Designed with a special coating, the rust free wire ware products are suitable for use within any 'wet' shower area or bathroom and all come with a ten year guarantee.



Screw To Wall Storage



SOAP DISH



CORNER SOAP DISH



CODE	DIMENSIONS (HxWxD)
QM391941	36.5 x 119 x 103mm
Packaging: Card wrap and euro slot	

CODE	DIMENSIONS (HxWxD)
QM390941	36 x 190 x 120mm
Packaging: Card wrap and euro slot	

COSMETIC BASKET



CORNER BASKET



CODE	DIMENSIONS (HxWxD)
QM390641	51.5 x 250 x 125mm
Packaging: Card wrap and euro slot	

CODE	DIMENSIONS (HxWxD)
QM395941	61 x 280 x 165mm
Packaging: Card wrap and euro slot	

Wire Bathroom Storage – Stainless Steel

TWO TIER COSMETIC BASKET



**RUST
FREE**

**TEN
YEAR
GUARANTEE**

CODE	DIMENSIONS (HxWxD)
QM390541	316 x 250 x 128mm
Packaging: Card wrap and euro slot	

SMALL TWO TIER CORNER BASKET



**RUST
FREE**

**TEN
YEAR
GUARANTEE**

CODE	DIMENSIONS (HxWxD)
QM390841	281 x 225 x 140mm
Packaging: Card wrap and euro slot	

MEDIUM TWO TIER CORNER BASKET



**RUST
FREE**

**TEN
YEAR
GUARANTEE**

CODE	DIMENSIONS (HxWxD)
QM390241	327 x 250 x 147mm
Packaging: Card wrap and euro slot	

LARGE TWO TIER CORNER BASKET



**RUST
FREE**

**TEN
YEAR
GUARANTEE**

CODE	DIMENSIONS (HxWxD)
QM393841	303 x 283 x 167mm
Packaging: Card wrap and euro slot	

THREE TIER CORNER BASKET



**RUST
FREE**

**TEN
YEAR
GUARANTEE**

CODE	DIMENSIONS (HxWxD)
QM392841	482 x 275 x 165mm
Packaging: Card wrap and euro slot	

HOOK OVER THREE TIER BASKET



**RUST
FREE**

**TEN
YEAR
GUARANTEE**

CODE	DIMENSIONS (HxWxD)
QM394341	632 x 250 x 184mm
Packaging: Card wrap and euro slot	

Wire Bathroom Storage – Slimline Aluminium

SLIMLINE ALUMINIUM STORAGE

- Provides valuable additional storage space
- Chrome plated aluminium construction
- Suitable for use within the 'wet' shower area
- All fixings included
- Designed with a special coating, the rust free wire ware products are suitable for use within any 'wet' shower area or bathroom and all come with a lifetime guarantee.



Screw To Wall Storage



SOAP BASKET



CODE	DIMENSIONS (HxWxD)
QM781941	47.25 x 135 x 95.5mm

Packaging: Card wrap and euro slot

COSMETIC BASKET



CODE	DIMENSIONS (HxWxD)
QM780641	92.25 x 250 x 125.5mm

Packaging: Card wrap and euro slot

LONG COSMETIC BASKET



CODE	DIMENSIONS (HxWxD)
QM780741	92.5 x 450 x 124mm

Packaging: Card wrap and euro slot

CORNER BASKET



CODE	DIMENSIONS (HxWxD)
QM785941	92.25 x 277.5 x 192.5mm

Packaging: Card wrap and euro slot

Wire Bathroom Storage – Slimline Aluminium

TWO TIER BASKET



RUST
FREE

LIFE
TIME
GUARANTEE

CODE	DIMENSIONS (HxWxD)
QM786041	262.25 x 180 x 106mm
Packaging: Card wrap and euro slot	

TWO TIER CORNER BASKET



RUST
FREE

LIFE
TIME
GUARANTEE

CODE	DIMENSIONS (HxWxD)
QM783841	250 x 215 x 163.5mm
Packaging: Card wrap and euro slot	

TWO TIER HOOK OVER BASKET



RUST
FREE

LIFE
TIME
GUARANTEE

CODE	DIMENSIONS (HxWxD)
QM784341	750 x 250 x 126mm
Packaging: Card wrap and euro slot	



WALL MOUNTED
ACCESSORIES

Wire Bathroom Storage – Aluminium

ALUMINIUM STORAGE

- Provides valuable additional storage space
- Chrome plated aluminium construction
- Suitable for use within the 'wet' shower area
- All fixings included
- Designed with a special coating, the rust free wire ware products are suitable for use within any 'wet' shower area or bathroom and all come with a lifetime guarantee.



Screw To Wall Storage



COSMETIC BASKET



CODE	DIMENSIONS (HxWxD)
QM770641	60 x 300 x 140mm
Packaging: Card wrap and euro slot	

CORNER BASKET



CODE	DIMENSIONS (HxWxD)
QM775941	60 x 311 x 208.5mm
Packaging: Card wrap and euro slot	

LARGE BASKET



CODE	DIMENSIONS (HxWxD)
QM770341	140 x 255.5 x 126.5mm
Packaging: Card wrap and euro slot	

LARGE CURVED BASKET



CODE	DIMENSIONS (HxWxD)
QM770541	140 x 255.5 x 126.5mm
Packaging: Card wrap and euro slot	

Wire Bathroom Storage – Aluminium

LARGE TWO TIER BASKET



**RUST
FREE**

**LIFE
TIME
GUARANTEE**

CODE	DIMENSIONS (HxWxD)
QM770841	390 x 255.5 x 126.5mm

Packaging: Card wrap and euro slot

LARGE TWO TIER CURVED BASKET



**RUST
FREE**

**LIFE
TIME
GUARANTEE**

CODE	DIMENSIONS (HxWxD)
QM773841	390 x 225.5 x 126.5mm

Packaging: Card wrap and euro slot

LARGE TWO TIER CORNER BASKET



**RUST
FREE**

**LIFE
TIME
GUARANTEE**

CODE	DIMENSIONS (HxWxD)
QM772841	390 x 311.5 x 208.5mm

Packaging: Card wrap and euro slot

COSMETIC BASKET

- Solid base made from stainless steel
- Slim frame design



**RUST
FREE**

**LIFE
TIME
GUARANTEE**

CODE	DIMENSIONS (HxWxD)
QM790641	80 x 250 x 126.5mm

Packaging: Card wrap and euro slot

CORNER BASKET

- Solid base made from stainless steel
- Slim frame design



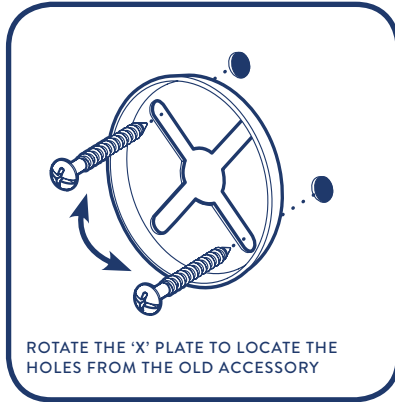
**RUST
FREE**

**LIFE
TIME
GUARANTEE**

CODE	DIMENSIONS (HxWxD)
QM795941	92 x 277.5 x 205mm

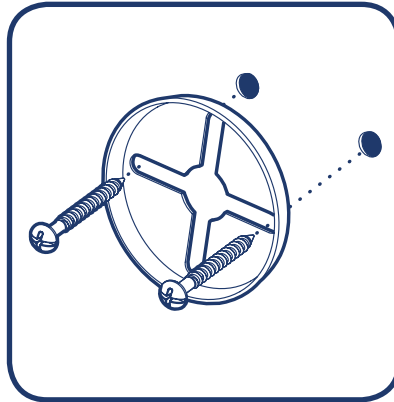
Packaging: Card wrap and euro slot





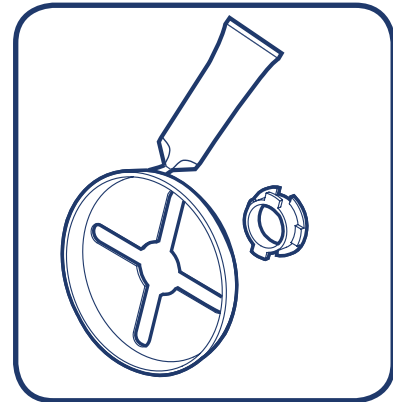
RE-FIX

– NO DRILLING REQUIRED



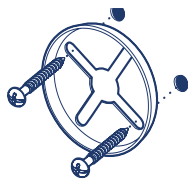
SCREW-FIX

– DRILLING REQUIRED




GLUE-FIX

– NO DRILLING REQUIRED



RE-FIX

Aligns to old holes



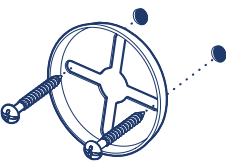
Remove old accessory



Use existing holes for new accessories




Fix accessory in place




SCREW-FIX

To new holes



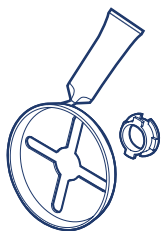
Drill new holes
– no need for accurate drilling



Screw 'X' plate to the wall




Fix accessory in place



GLUE-FIX

To most surfaces



Position the alignment guide in desired location



Apply Flexi-Fix adhesive to the 'X' plate



Fix accessory in place

Flexi Fix™ – Wire Bathroom Storage

BROCKHAM FLEXI-FIX COSMETIC BASKET



**RUST
FREE**

**FIVE
YEAR
GUARANTEE**



CODE	DIMENSIONS (HxWxD)
QM800641	80 x 260 x 130mm
Packaging: Full colour box	

BROCKHAM FLEXI-FIX CORNER BASKET



**RUST
FREE**

**FIVE
YEAR
GUARANTEE**



CODE	DIMENSIONS (HxWxD)
QM805941	82 x 290 x 163mm
Packaging: Full colour box	

BROCKHAM FLEXI-FIX TWO TIER COSMETIC BASKET



**RUST
FREE**

**FIVE
YEAR
GUARANTEE**



CODE	DIMENSIONS (HxWxD)
QM800541	359 x 260 x 130mm
Packaging: Full colour box	

BROCKHAM FLEXI-FIX TWO TIER CORNER BASKET



**RUST
FREE**

**FIVE
YEAR
GUARANTEE**



CODE	DIMENSIONS (HxWxD)
QM803841	345 x 290 x 163mm
Packaging: Full colour box	

BROCKHAM TWO TIER HOOK OVER BASKET



**RUST
FREE**

**FIVE
YEAR
GUARANTEE**

CODE	DIMENSIONS (HxWxD)
QM802841	750 x 260 x 130mm
Packaging: Full colour box	

Flexi Fix™ – Wire Bathroom Storage

CHARLWOOD FLEXI-FIX COSMETIC BASKET

- Solid base made from stainless steel


**RUST
FREE**
**FIVE
YEAR
GUARANTEE**


CODE	DIMENSIONS (HxWxD)
QM810641	98.5 x 260 x 98.5mm
Packaging: Full colour box	

CHARLWOOD FLEXI-FIX CORNER BASKET

- Solid base made from stainless steel


**RUST
FREE**
**FIVE
YEAR
GUARANTEE**


CODE	DIMENSIONS (HxWxD)
QM810941	98.5 x 263.5 x 218mm
Packaging: Full colour box	

CHARLWOOD FLEXI-FIX TWO TIER COSMETIC BASKET

- Solid base made from stainless steel


**RUST
FREE**
**FIVE
YEAR
GUARANTEE**


CODE	DIMENSIONS (HxWxD)
QM810541	362 x 260 x 130mm
Packaging: Full colour box	

CHARLWOOD FLEXI-FIX TWO TIER CORNER BASKET

- Solid base made from stainless steel


**RUST
FREE**
**FIVE
YEAR
GUARANTEE**


CODE	DIMENSIONS (HxWxD)
QM813841	362 x 263.5 x 218mm
Packaging: Full colour box	

CHARLWOOD TWO TIER HOOK OVER BASKET

- Solid base made from stainless steel


**RUST
FREE**
**FIVE
YEAR
GUARANTEE**

CODE	DIMENSIONS (HxWxD)
QM814341	750 x 260 x 130mm
Packaging: Full colour box	

Flexi Fix™ – Camberwell Range NEW

- Durable zinc alloy construction
- High quality chrome plated finish
- Contemporary soft square design
- Flexi-Fix accessories – simply screw or glue
- Easy to fit
- All fixings included



Tumbler & Holder QM921841



Toilet Brush & Holder QM922041



Toilet Roll Holder QM921141



Soap Dish & Holder QM921941



Towel Rail QM922741



Towel Rail QM922941



Towel Ring QM921541



Double Robe Hook QM924941



Glass Shelf QM921441

WALL MOUNTED
ACCESSORIES

CODE	ACCESSORY	DIMENSIONS (HxWxD)
QM921141	Toilet Roll Holder	76.5 x 168 x 57.5mm
QM921541	Towel Ring	195 x 168 x 62mm
QM924941	Double Robe Hook	54 x 54 x 47.5mm
QM921841	Tumbler & Holder	95 x 134 x 110mm
QM921941	Soap Dish & Holder	54 x 155 x 115mm
QM922741	Towel Rail	54 x 673 x 82mm
QM922941	Double Towel Rail	54 x 54 x 152.5mm
QM921441	Glass Shelf	54 x 592 x 135mm
QM922041	Toilet Brush & Holder	359 x 85 x 1305mm

Packaging: Blister pack with euro slot

Flexi Fix™ – 1919 Croydex Heritage Range

- Durable zinc alloy construction
- High quality chrome plated finish
- Flexi-Fix accessories – simply screw or glue
- Easy to fit
- All fixings included



Tumbler & Holder QM301841



Mirror QM301041

*Does not include the glue fix fixing method



Toilet Roll Holder QM301141



Soap Dish & Holder QM301941



Towel Rail QM302741

Spindle Toilet Roll Holder
QM304441

Double Robe Hook QM301741



Glass Shelf QM301441



Towel Ring QM301541

CODE	ACCESSORY	DIMENSIONS (HxWxD)
QM301141	Toilet Roll Holder	120 x 179 x 84mm
QM304441	Spindle Toilet Roll Holder	70 x 230 x 83mm
QM301541	Towel Ring	160 x 243 x 84mm
QM301041	Mirror	450 x 340 x 105mm
QM301741	Double Robe Hook	70 x 90 x 84mm
QM301841	Tumbler & Holder	115 x 142 x 102mm
QM301941	Soap Dish & Holder	70 x 90 x 84mm
QM302741	Towel Rail	70 x 695 x 84mm
QM301441	Glass Shelf	90 x 590 x 130mm

Packaging: Blister pack with euro slot

Flexi Fix™ – Romsey Range

- Durable zinc alloy construction
- High quality chrome plated finish
- Flexi-Fix accessories – simply screw or glue
- Easy to fit
- All fixings included
- See page 97 & 98 for co-ordinating wire storage baskets



Tumbler & Holder QM741841



Mirror QM741041

*Does not include the glue fix fixing method



Toilet Roll Holder QM741141



Soap Dish & Holder QM741941



Towel Rail QM742741



Towel Ring QM741541



Robe Hook QM741741



Glass Shelf QM741441

CODE	ACCESSORY	DIMENSIONS (HxWxD)
QM741141	Toilet Roll Holder	101 x 162 x 78mm
QM741541	Towel Ring	187 x 164.5 x 42.5mm
QM741041	Mirror*	380 x 380 x 87.5mm
QM741741	Robe Hook	54 x 54 x 36.5mm
QM741841	Tumbler & Holder	99 x 67.5 x 107mm
QM741941	Soap Dish & Holder	53 x 107 x 127mm
QM742741	Towel Rail	54 x 675 x 72.5mm
QM741441	Glass Shelf	54 x 540 x 115mm

Packaging: Blister pack with euro slot

Flexi Fix™ – Wimborne Range

- Durable zinc alloy construction
- High quality chrome plated finish
- Flexi-Fix accessories – simply screw or glue
- Easy to fit
- All fixings included



Tumbler & Holder QM751841



Mirror QM751041

*Does not include the glue fix fixing method



Toilet Roll Holder QM751141



Soap Dish & Holder QM751941



Towel Rail QM752741



Towel Ring QM751541



Robe Hook QM751741



Glass Shelf QM751441

CODE	ACCESSORY	DIMENSIONS (HxWxD)
QM751141	Toilet Roll Holder	100 x 160 x 54mm
QM751541	Towel Ring	184.5 x 163 x 50mm
QM751041	Mirror*	450 x 320 x 105.5mm
QM751741	Double Robe Hook	54 x 68 x 50mm
QM751841	Tumbler & Holder	99 x 67.5 x 124mm
QM751941	Soap Dish & Holder	53 x 111 x 145mm
QM752741	Towel Rail	53 x 675 x 71.5mm
QM751441	Glass Shelf	54 x 590 x 148.5mm

Packaging: Blister pack with euro slot

Flexi Fix™ Pendle Range

- Durable zinc alloy construction
- High quality chrome plated finish
- Flexi-Fix accessories – simply screw or glue
- Easy to fit
- All fixings included
- See page 97 & 98 for co-ordinating wire storage baskets



Tumbler & Holder QM411841

Mirror QM411041
*Does not include the glue fix fixing method

Toilet Roll Holder QM411141



Soap Dish & Holder QM411941



Towel Rail QM412741



Glass Shelf QM411441



Towel Ring QM411541



Robe Hook QM411741



Glass Corner Shelf QM415941



Soap Basket QM411641

NEW

CODE	ACCESSORY	DIMENSIONS (HxWxD)
QM411141	Toilet Roll Holder	106 x 135 x 42mm
QM411541	Towel Ring	170 x 200 x 42mm
QM411041	Mirror*	380 x 380 x 90mm
QM411741	Robe Hook	54 x 54 x 47mm
QM411841	Tumbler & Holder	99 x 68 x 108mm
QM411941	Soap Dish & Holder	54 x 108 x 128mm
QM411641	Soap Basket	54 x 130 x 120mm
QM412741	Towel Rail	54 x 705 x 73mm
QM411441	Glass Shelf	54 x 618 x 134mm
QM415941	Glass Corner Shelf	54 x 220 x 220mm

Packaging: Full colour box

Flexi Fix™ – Worcester Range

- Durable zinc alloy construction
- High quality chrome plated finish
- Flexi-Fix accessories – simply screw or glue
- Easy to fit
- All fixings included



Tumbler & Holder QM461841



Mirror QM461041

*Does not include the glue fix fixing method



Toilet Roll Holder QM461141



Soap Dish & Holder QM461941



Towel Rail QM462741



Towel Ring QM461541



Double Robe Hook QM461741



Glass Shelf QM461441

CODE	ACCESSORY	DIMENSIONS (HxWxD)
QM461141	Toilet Roll Holder	105 x 140 x 56mm
QM461541	Towel Ring	178 x 160 x 56mm
QM461041	Mirror*	450 x 320 x 106mm
QM461741	Double Robe Hook	54 x 68 x 56mm
QM461841	Tumbler & Holder	96 x 68 x 128mm
QM461941	Soap Dish & Holder	54 x 108 x 147mm
QM462741	Towel Rail	54 x 705 x 72mm
QM461441	Glass Shelf	54 x 604 x 126mm

Packaging: Full colour box

Flexi Fix™ – Chester Range

- Durable zinc alloy construction
- High quality chrome plated finish
- Flexi-Fix accessories – simply screw or glue
- Easy to fit
- All fixings included



Tumbler & Holder QM441841

Mirror QM441041
*Does not include the glue fix fixing method

Toilet Roll Holder QM441141



Soap Dish & Holder QM441941



Towel Rail QM442741



Glass Shelf QM441441



Towel Ring QM441541



Robe Hook QM441741



Glass Corner Shelf QM445941



Soap Basket QM441641

NEW

CODE	ACCESSORY	DIMENSIONS (HxWxD)
QM441141	Toilet Roll Holder	54 x 169 x 78.5mm
QM441541	Towel Ring	168.75 x 153 x 58mm
QM441041	Mirror*	384 x 384 x 87.5mm
QM441741	Robe Hook	54 x 54 x 47.5mm
QM441841	Tumbler & Holder	97 x 67.5 x 109mm
QM441941	Soap Dish & Holder	54 x 107.5 x 130mm
QM441641	Soap Basket	54 x 130 x 120mm
QM442741	Towel Rail	54 x 675 x 72.5mm
QM441441	Glass Shelf	54 x 617 x 134mm
QM445941	Glass Corner Shelf	54 x 220 x 220mm

Packaging: Full colour box

Flexi Fix™ – Epsom Range

- Durable zinc alloy construction
- High quality chrome plated finish
- Flexi-Fix accessories – simply screw or glue
- Easy to fit
- All fixings included
- See page 97 & 98 for co-ordinating wire storage baskets



Tumbler & Holder QM481841



Mirror QM411041

*Does not include the glue fix fixing method



Toilet Roll Holder QM481141



Soap Dish & Holder QM481941



Towel Rail QM482741



Towel Bar QM481541



Robe Hook QM481741



Glass Shelf QM481441

CODE	ACCESSORY	DIMENSIONS (HxWxD)
QM481141	Toilet Roll Holder	54 x 162 x 83.5mm
QM481541	Towel Bar	54 x 270.5 x 81.5mm
QM411041	Mirror*	380 x 384 x 87.5mm
QM481741	Robe Hook	54 x 54 x 50.5mm
QM481841	Tumbler & Holder	97 x 67.5 x 107.5mm
QM481941	Soap Dish & Holder	54 x 107.5 x 130mm
QM482741	Towel Rail	54 x 680 x 77.5mm
QM481441	Glass Shelf	60 x 590 x 13.5mm

Packaging: Full colour box

Flexi Fix™ – Cheadle Range

- Durable zinc alloy construction
- High quality chrome plated finish
- Flexi-Fix accessories – simply screw or glue
- Easy to fit
- All fixings included



Tumbler & Holder QM511841

Mirror QM441041
*Does not include the glue fix fixing method

Toilet Roll Holder QM511141



Soap Dish & Holder QM511941



Towel Rail QM512741



Towel Ring QM511541



Double Robe Hook QM511741



Glass Shelf QM511441

WALL MOUNTED
ACCESSORIES

CODE	ACCESSORY	DIMENSIONS (HxWxD)
QM511141	Toilet Roll Holder	54 x 190 x 66mm
QM511541	Towel Ring	154 x 225 x 58mm
QM441041	Mirror*	380 x 380 x 90mm
QM511741	Double Robe Hook	54 x 87 x 48mm
QM511841	Tumbler & Holder	98 x 81 x 102mm
QM511941	Soap Dish & Holder	54 x 115 x 102mm
QM512741	Towel Rail	54 x 682 x 65mm
QM511441	Glass Shelf	54 x 612 x 135mm

Packaging: Full colour box

Flexi Fix™ – Shoreditch Range

- Durable zinc alloy construction
- High quality chrome plated finish
- Flexi-Fix accessories – simply screw or glue
- Easy to fit
- All fixings included



Soap Dispenser QM596641



Tumbler & Holder QM591841



Toilet Roll Holder QM591141



Soap Dish & Holder QM591941



Towel Rail QM592741



Towel Ring QM591541



Double Robe Hook QM591741



Glass Shelf QM591441

CODE	ACCESSORY	DIMENSIONS (HxWxD)
QM591141	Toilet Roll Holder	52 x 180 x 90mm
QM591541	Towel Ring	170 x 230 x 70mm
QM591741	Double Robe Hook	52 x 90 x 55mm
QM596641	Soap Dispenser	200 x 68 x 103mm
QM591841	Tumbler & Holder	115 x 70 x 110mm
QM591941	Soap Dish & Holder	52 x 110 x 130mm
QM592741	Towel Rail	52 x 670 x 90mm
QM591441	Glass Shelf	50 x 590 x 130mm

Packaging: Full colour box

Flexi Fix™ – Metra Range

- Durable zinc alloy construction
- Ceramic accessories
- Flexi-Fix accessories – simply screw or glue
- Easy to fit
- All fixings included
- See page 97 & 98 for co-ordinating wire storage baskets



Tumbler & Holder QM541841

Tilt Mirror QM541041
*Does not include the glue fix fixing method

Toilet Roll Holder QM541141




Soap Dish & Holder QM541941



Towel Rail QM542741



Towel Ring QM541541



Double Robe Hook QM541741



Glass Shelf QM541441

WALL MOUNTED
ACCESSORIES

CODE	ACCESSORY	DIMENSIONS (HxWxD)
QM541141	Toilet Roll Holder	103 x 180 x 90mm
QM541541	Towel Ring	152 x 236 x 80mm
QM541041	Tilt Mirror	458 x 458 x 98mm
QM541741	Double Robe Hook	85 x 115 x 70mm
QM541841	Tumbler & Holder	120 x 137 x 98mm
QM541941	Soap Dish & Holder	120 x 165 x 85mm
QM542741	Towel Rail	80 x 695 x 60mm
QM541441	Glass Shelf	125 x 638 x 78mm

Packaging: Blister pack with euro slot

Flexi Fix™ – Everson Range

- Durable zinc alloy construction
- Ceramic accessories
- Flexi-Fix accessories – simply screw or glue
- Easy to fit
- All fixings included



Tilt Mirror QM551041

*Does not include the glue fix fixing method



Toilet Roll Holder QM551141



Soap Dish & Tumbler QM557941



Towel Rail QM552741



Towel Ring QM551541



Robe Hook QM551741



Glass Shelf QM551441

CODE	ACCESSORY	DIMENSIONS (HxWxD)
QM551141	Toilet Roll Holder	98 x 176 x 62mm
QM551541	Towel Ring	155 x 238 x 80mm
QM551041	Tilt Mirror	458 x 458 x 98mm
QM551741	Robe Hook	85 x 115 x 70mm
QM557941	Soap Dish & Tumbler	120 x 210 x 115mm
QM552741	Towel Rail	80 x 695 x 60mm
QM551441	Glass Shelf	125 x 638 x 78mm

Packaging: Full colour box

Flexi Fix™ – Grosvenor Chrome Range

- Solid brass construction with chrome plated finish
- Ceramic accessories
- Flexi-Fix accessories – simply screw or glue
- Easy to fit
- All fixings included



Toilet Brush QM702441



Tumbler & Holder QM701841



Mirror QM701041

*Does not include the glue fix fixing method



Soap Dish & Holder QM701941



Towel Rail QM702741



Glass Shelf QM701441



Toilet Roll Holder QM701141



Double Robe Hook QM701741



Glass Corner Shelf QM705941

Spindle Toilet Roll Holder
QM704441

Towel Ring QM701541

CODE	ACCESSORY	DIMENSIONS (HxWxD)
QM701141	Toilet Roll Holder	110 x 170 x 70mm
QM704441	Spindle Toilet Roll Holder	75 x 240 x 75mm
QM701541	Towel Ring	240 x 215 x 75mm
QM701041	Mirror	515 x 340 x 65mm
QM701741	Double Robe Hook	80 x 80 x 65mm
QM701841	Tumbler & Holder	90 x 85 x 120mm
QM701941	Soap Dish & Holder	80 x 130 x 130mm
QM702741	Towel Rail	80 x 740 x 75mm
QM701441	Glass Shelf	80 x 590 x 125mm
QM705941	Glass Corner Shelf	80 x 365 x 260mm
QM702441	Toilet Brush	380 x 120 x 120mm

Packaging: White box with colour label

Flexi Fix™ – Grosvenor Gold Range

- Solid brass with antique gold effect finish
- Ceramic accessories
- Flexi-Fix accessories – simply screw or glue
- Easy to fit
- All fixings included



Toilet Brush QM702403



Tumbler & Holder QM701803



Mirror QM701003

*Does not include the glue fix fixing method



Soap Dish & Holder QM701903



Towel Rail QM702703



Glass Shelf QM701403



Toilet Roll Holder QM701103



Double Robe Hook QM701703



Glass Corner Shelf QM705903

Spindle Toilet Roll Holder
QM704403

Towel Ring QM701503

CODE	ACCESSORY	DIMENSIONS (HxWxD)
QM701103	Toilet Roll Holder	110 x 170 x 70mm
QM704403	Spindle Toilet Roll Holder	75 x 240 x 75mm
QM701503	Towel Ring	240 x 215 x 75mm
QM701003	Mirror	515 x 340 x 65mm
QM701703	Double Robe Hook	80 x 80 x 65mm
QM701803	Tumbler & Holder	90 x 85 x 120mm
QM701903	Soap Dish & Holder	80 x 130 x 130mm
QM702703	Towel Rail	80 x 740 x 75mm
QM701403	Glass Shelf	80 x 590 x 125mm
QM705903	Glass Corner Shelf	80 x 365 x 260mm
QM702403	Toilet Brush	380 x 120 x 120mm

Packaging: White box with colour label

Flexi Fix™ – Britannia Range

- Durable brass and stainless steel construction
- High quality chrome plated finish
- Flexi-Fix accessories– simply screw or glue
- Easy to fit
- All fixings included
- See page 97 & 98 for co-ordinating wire storage baskets



Tumbler & Holder QM581841



Single Towel Rail QM581341

Toilet Roll Holder
QM581141

Soap Dish & Holder QM581941



Double Towel Rail QM582941



Towel Ring QM581541



Double Robe Hook QM589141



Glass Shelf QM581441

WALL MOUNTED
ACCESSORIES

CODE	ACCESSORY	DIMENSIONS (HxWxD)
QM581141	Toilet Roll Holder	60 x 179 x 92.5mm
QM581541	Towel Ring	190 x 165 x 38mm
QM589141	Double Robe Hook	60 x 83 x 60mm
QM581841	Tumbler & Holder	101.5 x 67.5 x 117mm
QM581941	Soap Dish & Holder	60 x 108 x 137mm
QM581341	Towel Rail	60 x 700 x 73mm
QM582941	Double Towel Rail	60 x 775 x 118mm
QM581441	Glass Shelf	60 x 590 x 136.5mm

Packaging: Full colour box

Wall Mounted Accessories

BRITANNIA FLEXI-FIX CURVED TOWEL RACK

- Durable zinc alloy construction with chrome plated finish
- Flexi-Fix accessory – simply screw or glue
- Easy to fit
- Spirit level and guide mounting system included
- All fixings included



CODE	DIMENSIONS (HxWxD)
QM261641	572 x 510 x 135mm
Packaging: White box with colour label	

BRITANNIA SMALL ROUND MAGNIFYING MIRROR

- 2 x Magnification mirror
- Adjustable arm and mirror tilt function allows greater flexibility
- 150mm Diameter
- This item does not include the Flexi-Fix fitting
- All fixings included



CODE	DIMENSIONS (HxWxD)
QA103041	280 x 205 x 30mm
Packaging: White box with black & white label	

BRITANNIA RETRACTABLE CLOTHES LINE

- Stainless steel construction
- 2450mm Cord length
- This item does not include the Flexi-Fix fitting
- All fixings included



CODE	DIMENSIONS (HxWxD)
QA108641	92 x 92 x 47.5mm
Packaging: White box with black & white label	

BRITANNIA WALL MOUNTED BOTTLE OPENER

- Stainless steel construction
- This item does not include the Flexi-Fix fitting
- All fixings included



CODE	DIMENSIONS (HxWxD)
QM588541	58 x 48 x 25mm
Packaging: Full colour box	

Flexi Fix™ – Sets

MEDWAY 3 PIECE SET ROBE HOOK, TOILET ROLL HOLDER, TOWEL RING

- Durable zinc alloy construction with chrome plated finish
- Flexi-Fix accessories – simply screw or glue
- Easy to fit
- All fixings included



CODE	FINISH
QM619941	Chrome
Packaging: Open box	

PENDLE 5 PIECE SET ROBE HOOK, TOILET ROLL HOLDER, TOWEL RING, TOWEL RAIL, SOAP BASKET

NEW

- Durable zinc alloy construction with chrome plated finish
- Flexi-Fix accessories – simply screw or glue
- Easy to fit
- All fixings included



CODE	FINISH
QM419241	Chrome
Packaging: Open box	

CHESTER 5 PIECE SET ROBE HOOK, TOILET ROLL HOLDER, TOWEL RING, TOWEL RAIL, SOAP BASKET

NEW

- Durable zinc alloy construction with chrome plated finish
- Flexi-Fix accessories – simply screw or glue
- Easy to fit
- All fixings included



CODE	FINISH
QM449241	Chrome
Packaging: Open box	

Sutton Range

- Durable zinc alloy construction
- High quality chrome plated finish
- Exposed fixings
- All fixings included



Spindle Toilet Roll Holder QM731141



Tumbler & Holder QM731841

Toilet Roll Holder
QM731241

Soap Dish QM731941



Towel Rail QM732641



Towel Ring QM731541



Robe Hook QM731741



Glass Shelf QM731441

CODE	ACCESSORY	DIMENSIONS (HxWxD)
QM731141	Spindle Toilet Roll Holder	50 x 150 x 71mm
QM731241	Toilet Roll Holder	102 x 168 x 42.5mm
QM731741	Robe Hook	41 x 33 x 35mm
QM731541	Towel Ring	168 x 150 x 42.5mm
QM731841	Tumbler & Holder	95 x 100 x 80mm
QM731941	Soap Dish	24.25 x 100 x 81mm
QM732641	Towel Rail	50 x 482 x 71mm
QM731441	Glass Shelf	50 x 500 x 115mm

Packaging: Blister pack with euro slot

Westminster Range

- Durable zinc alloy construction
- High quality chrome plated finish
- Concealed fixings
- All fixings included



Soap Dispenser QM206641



Tumbler & Holder QM201841



Mirror QM201041BOX



Toilet Brush QM202441



Soap Dish QM201941



Towel Rail QM202641

Double Towel Rail QM202841



Double Robe Hook QM201741



Glass Shelf QM201441



Toilet Roll Holder QM201141



Towel Ring QM201541

CODE	ACCESSORY	DIMENSIONS (HxWxD)
QM201141	Toilet Roll Holder	105 x 165 x 60mm
QM201541	Towel Ring	180 x 155 x 60mm
QM201041BOX	Mirror	400 x 300 x 79mm
QM201741	Double Robe Hook	58 x 67 x 60mm
QM206641	Soap Dispenser	155.5 x 59 x 110mm
QM201841	Tumbler & Holder	115 x 120 x 107mm
QM201941	Soap Dish	58 x 120 x 107mm
QM202641	Towel Rail	58 x 515 x 79mm
QM202841	Double Towel Rail	71.5 x 510 x 140mm
QM201441	Glass Shelf	58 x 500 x 100mm
QM202441	Toilet Brush	375 x 110 x 135.5mm

Packaging: Blister pack with euro slot

Hampstead Range

- Durable zinc alloy construction
- High quality chrome plated finish
- Concealed fixings
- All fixings included



Soap Dispenser QM646641



Tumbler & Holder QM641841



Mirror QM641041



Toilet Brush QM642441



Soap Dish QM641941



Towel Rail QM642641



Double Robe Hook QM641741



Glass Shelf QM641441



Toilet Roll Holder QM641141



Towel Ring QM641541

CODE	ACCESSORY	DIMENSIONS (HxWxD)
QM641141	Toilet Roll Holder	60 x 179.5 x 80mm
QM641541	Towel Ring	153 x 230 x 51.5mm
QM641041	Mirror	480 x 582 x 61mm
QM641741	Double Robe Hook	60 x 78 x 54mm
QM646641	Soap Dispenser	167 x 73 x 118.5mm
QM641841	Tumbler & Holder	131 x 75 x 118mm
QM641941	Soap Dish	60 x 108 x 134.5mm
QM642641	Towel Rail	60 x 535.5 x 50mm
QM641441	Glass Shelf	60 x 596 x 147mm
QM642441	Toilet Brush	355 x 100 x 145mm

Packaging: Blister pack with euro slot

Maine Range

- White painted pine wood
- Wipe clean and moisture-resistant
- Concealed fixings
- All fixings included



Toilet Brush WA972422



Tumbler & Holder WA971822



Mirror WA971022



Soap Dish & Holder WA971922



Towel Rail WA972622



Towel Ring WA971522



Robe Hook WA971722



Shelf WA971422



Toilet Roll Holder WA971122

CODE	ACCESSORY	DIMENSIONS (HxWxD)
WA971122	Toilet Roll Holder	80 x 175 x 115mm
WA971522	Towel Ring	225 x 160 x 45mm
WA971022	Mirror	600 x 400 x 15mm
WA971722	Robe Hook	100 x 535 x 65mm
WA971822	Tumbler & Holder	80 x 160 x 135mm
WA971922	Soap Dish & Holder	80 x 160 x 125mm
WA972622	Towel Rail	80 x 600 x 80mm
WA971422	Shelf	80 x 600 x 125mm
WA972422	Toilet Brush	400 x 150 x 150mm

Packaging: Full colour box

Duo Fix Range

- Can be stuck to the wall using the adhesive pad or screwed to the wall using screws provided
- Stylish slimline design
- High quality chrome plated finish

ADHESIVE FIX



OR... SCREW FIX



Toilet Roll Holder QM211141



Soap Dish & Holder QM211941



Tumbler & Holder QM211841



Towel Ring QM211541



Double Robe Hook QM211741



Towel Rail QM212641

CODE	ACCESSORY	DIMENSIONS (HxWxD)
QM211141	Toilet Roll Holder	60 x 205 x 60mm
QM211541	Towel Ring	200 x 160 x 60mm
QM211741	Double Robe Hook	60 x 60 x 45mm
QM212641	Towel Rail	60 x 605 x 60mm
QM211941	Soap Dish & Holder	60 x 105 x 115mm
QM211841	Tumbler & Holder	95 x 65 x 90mm

Packaging: Full colour box

Stripes Range

- White and grey stripe design
- High quality chrome plated finish
- Concealed fixings
- All fixings included



***Soap Dispenser FS226610



***Tumbler FS221810



Pedestal Mirror QM223010



***Toilet Brush FS222010



Soap Dish FS221910



Towel Rail QM222710



**Robe Hook QM221710



**Toilet Roll Holder QM221110



**Towel Ring QM221510

CODE	ACCESSORY	DIMENSIONS (HxWxD)
QM221110	Toilet Roll Holder	65 x 185 x 75mm
QM221510	Towel Ring	185 x 165 x 60mm
QM223010	Pedestal Mirror	310 x 200 x 130mm
QM221710	Robe Hook	125 x 65 x 90mm
QM222710	Towel Rail	65 x 670 x 80mm
FS221810	Tumbler*	100 x 80 x 80mm
FS221910	Soap Dish*	24 x 138 x 104mm
FS222010	Toilet Brush*	360 x 107 x 107mm
FS226610	Soap Dispenser*	178 x 81 x 81mm
FS229910	**Stripes Wall Mounted Set - Towel Ring, Toilet Roll Holder, & Robe Hook	
FS229810	***Stripes Free Standing Set - Tumbler, Toilet Brush, Soap Dispenser	

Packaging: Full colour box. *Bubble bag with barcode label





SEMI PERMANENT ACCESSORIES

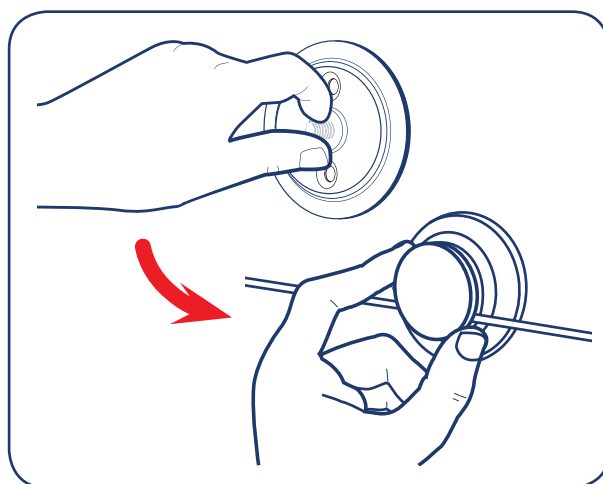
Croydex offers the ultimate quick fix solution with this wide range of easy fixing bathroom accessories. These products take the hassle out of DIY and provide you with those all important finishing touches to your bathroom.




SIMPLY PEEL & FIX

The self adhesive fixing plate means no tools or fixings are required, simply stick the fixing plate to a clean stable surface. Hang your accessory and secure in place using the screw on cover cap, your product is now ready to use.

- Sticky pad adheres to most flat, finished surfaces. (It is unsuitable for some unfinished materials such as brick, blockwork, loose, flaky and painted surfaces)
- Screw fix fits to any surface including uneven textured tiles
- Chrome plated mild steel accessories
- Five year rust free guarantee
- Easy to remove and clean (when applied using the adhesive fix method)
- Screw pack and fitting instructions included



EASY INSTALLATION



PEEL

Peel off the protective film from the self adhesive fixing plate.



STICK

Apply the self adhesive fixing plate in your chosen position (ensure it is a clean stable surface).



FIX

Hang your accessory on the self adhesive fixing plate and secure in place using the screw on cover cap.

TOILET ROLL HOLDER

NEW



CODE	DIMENSIONS (HxWxD)
QM291141	172 x 175 x 20mm

Packaging: Cardboard wrap with euro slot

TOWEL RING

NEW



CODE	DIMENSIONS (HxWxD)
QM291541	202 x 175 x 20mm

Packaging: Cardboard wrap with euro slot

Stick'n'Lock™ – Semi Permanent Accessories

TUMBLER & HOLDER

- Tumbler made from polystyrene

NEW



Stick'n'Lock™

**RUST
FREE**
**FIVE
YEAR
GUARANTEE**

CODE	DIMENSIONS (HxWxD)
QM291841	146 x 73 x 95mm
Packaging: Cardboard wrap with euro slot	

TOWEL RAIL

NEW



Stick'n'Lock™

**RUST
FREE**
**FIVE
YEAR
GUARANTEE**

CODE	DIMENSIONS (HxWxD)
QM292941	95 x 570 x 60mm
Packaging: Full colour box with euro slot	

SOAP DISH & HOLDER

- Soap dish made from polystyrene

NEW



Stick'n'Lock™

**RUST
FREE**
**FIVE
YEAR
GUARANTEE**

CODE	DIMENSIONS (HxWxD)
QM291941	115 x 125 x 106mm
Packaging: Cardboard wrap with euro slot	

SOAP BASKET

NEW



Stick'n'Lock™

**RUST
FREE**
**FIVE
YEAR
GUARANTEE**

CODE	DIMENSIONS (HxWxD)
QM293841	96 x 131 x 96mm
Packaging: Cardboard wrap with euro slot	

ROBE HOOK

NEW



Stick'n'Lock™

**RUST
FREE**
**FIVE
YEAR
GUARANTEE**

CODE	DIMENSIONS (HxWxD)
QM291741	96 x 70 x 20mm
Packaging: Cardboard wrap with euro slot	

COMPACT TWO TIER SHAVING BASKET

NEW



Stick'n'Lock™

**RUST
FREE**
**FIVE
YEAR
GUARANTEE**

CODE	DIMENSIONS (HxWxD)
QM295041	267 x 203 x 132mm
Packaging: Cardboard wrap with euro slot	

Stick'n'Lock™ – Semi Permanent Accessories

COSMETIC BASKET

NEW



RUST FREE

FIVE YEAR GUARANTEE



CODE	DIMENSIONS (HxWxD)
QM290641	93 x 255 x 153mm

Packaging: Cardboard wrap with euro slot

CORNER BASKET

NEW



RUST FREE

FIVE YEAR GUARANTEE



CODE	DIMENSIONS (HxWxD)
QM295941	93 x 260 x 162mm

Packaging: Cardboard wrap with euro slot

TWO TIER COSMETIC BASKET

NEW



RUST FREE

FIVE YEAR GUARANTEE



CODE	DIMENSIONS (HxWxD)
QM290541	287 x 255 x 153mm

Packaging: Cardboard wrap with euro slot

TWO TIER CORNER BASKET

NEW



RUST FREE

FIVE YEAR GUARANTEE



CODE	DIMENSIONS
QM290741	287 x 260 x 162mm

Packaging: Full colour box with euro slot

THREE TIER CORNER BASKET

NEW



RUST FREE

FIVE YEAR GUARANTEE



CODE	DIMENSIONS (HxWxD)
QM290841	523 x 260 x 162mm

Packaging: Cardboard wrap with euro slot

DOUBLE HOOK OVER CADDY WITH STICK 'N' LOCK BRACKET

NEW



RUST FREE

FIVE YEAR GUARANTEE



CODE	DIMENSIONS (HxWxD)
QM264441	370 x 210 x 175mm

Packaging: Cardboard wrap with euro slot



Press'n'Lock™

STRONG SUCTION FIX

**STEP 1.**

Select and clean desired area

**STEP 2.**

Position product and press the centre of the suction cup to squeeze out the air

**STEP 3.**

Pull release tabs for quick removal

- Suction fix fits to smooth, flat, shiny tiles or glass
- Strong suction cups ensure a firm grip
- Clear acrylic
- Easy to remove and clean
- Not suitable for use on textured surfaces

TOILET ROLL HOLDER

- Chrome plated mild steel and clear acrylic
- Chrome plated mild steel products are suitable for use in most locations in a bathroom. They should not be positioned directly under a water stream or in a wet location.



CODE	DIMENSIONS (HxWxD)
PA121132	104 x 156 x 20mm
Packaging: Full colour backing card	

LONG BASKET

CODE	DIMENSIONS (HxWxD)
PA120632	75 x 285 x 117mm
Packaging: Full colour backing card	

CORNER BASKET

CODE	DIMENSIONS (HxWxD)
PA120832	75 x 240 x 180mm
Packaging: Full colour backing card	

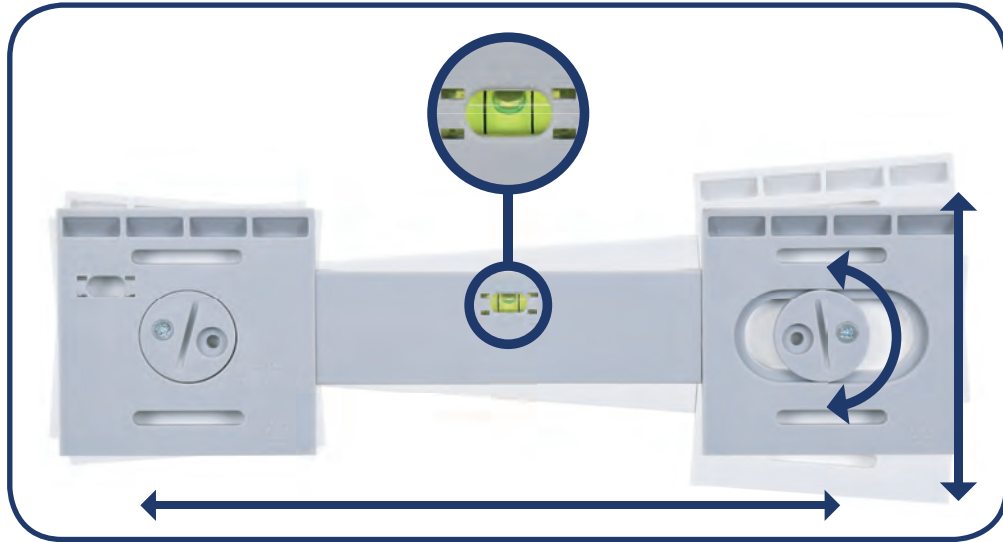






MIRRORS & CABINETS

Storage is an integral part of any bathroom and the Croydex range of furniture and cabinets certainly make a smart addition to any home. With a wide variety on offer, you are sure to find a storage solution to help your bathroom stand out from the crowd.



ALWAYS LEVEL

The patented Hang 'n' Lock easy installation bracket from Croydex is a simple and safe solution to hang your cabinet or mirror.


Hang 'n' Lock provides the flexibility to change the level of your cabinet or mirror after having drilled your holes.

EASY INSTALLATION BRACKET • FULLY ADJUSTABLE • SINGLE PERSON INSTALL




FIX

Attach the bracket to the wall




HANG

Hang your mirror or cabinet



LEVEL

Adjust the level



SECURE

Lock securely in place

Hang'n'Lock™ – Mirrors

BAMPTON RECTANGULAR MIRROR WITH SHELVES

- High quality 5mm safety backed mirror glass
- 5mm Bevelled edges
- Four toughened glass shelves with chrome plated brackets
- Easy to install Hang 'n' Lock system (see page 130)



 Hang'n'Lock™

CODE	DIMENSIONS (HxWxD)
MM700100	800 x 600 x 142mm
Shelves: W170 x D120mm W560 x D120mm	
Packaging: White box with colour label	

DEVOKE RECTANGULAR DOUBLE LAYER MIRROR WITH SHELF

- High quality 5mm safety backed mirror glass
- 5mm Bevelled edges
- One clear toughened glass shelf with chrome plated brackets
- Mirror on mirror design
- Easy to install Hang 'n' Lock system (see page 130)



 Hang'n'Lock™

CODE	DIMENSIONS (HxWxD)
MM700300	700 x 500 x 160mm Shelf: W480 x D120mm
Packaging: White box with colour label	

FAIRFIELD ARCH MIRROR WITH SHELF

- High quality 5mm safety backed mirror glass
- 5mm Bevelled edges
- One clear toughened glass shelf with chrome plated brackets
- Decorative inset bevel
- Easy to install Hang 'n' Lock system (see page 130)



 Hang'n'Lock™

CODE	DIMENSIONS (HxWxD)
MM700400	600 x 450 x 160mm Shelf: W410 x D120mm
Packaging: White box with colour label	

RYDAL RECTANGULAR DOUBLE LAYER MIRROR WITH SHELF

- High quality 5mm safety backed mirror glass
- 5mm Bevelled edges
- One clear toughened glass shelf with chrome plated brackets
- Elegant mirror on mirror design
- Easy to install Hang 'n' Lock system (see page 130)



 Hang'n'Lock™

CODE	DIMENSIONS (HxWxD)
MM700800	500 x 400 x 160mm Shelf: W380 x D120mm
Packaging: White box with colour label	

PARKGATE RECTANGULAR MIRROR WITH BRUSHED STEEL FRAME

- High quality safety backed mirror glass
- Brushed stainless steel frame
- Can be hung either portrait or landscape
- Easy to install Hang 'n' Lock system (see page 130)



 Hang'n'Lock™

CODE	DIMENSIONS (HxWxD)
MM701605	920 x 610 x 19mm
Packaging: White box with colour label	

MEADLEY CIRCULAR MIRROR WITH MOSAIC SURROUND

- High quality 5mm safety backed mirror glass
- Decorative glass mosaic border
- Suitable for any room in the house
- Easy to install Hang 'n' Lock system (see page 130)



 Hang'n'Lock™

CODE	DIMENSIONS (HxWxD)
MM700700	600 x 600 x 24mm
Packaging: White box with colour label	

Hang'n'Lock™ – Mirrors

KENTMERE RECTANGULAR MIRROR

- High quality 5mm safety backed mirror glass
- Can be hung either portrait or landscape
- Easy to install Hang 'n' Lock system (see page 130)



CODE	DIMENSIONS (HxWxD)
MM701400	900 x 450 x 19mm
Packaging: White box with colour label	

BELHAM OVAL MIRROR

- High quality 5mm safety backed mirror glass
- Can be hung either portrait or landscape
- Easy to install Hang 'n' Lock system (see page 130)



CODE	DIMENSIONS (HxWxD)
MM701200	900 x 450 x 19mm
Packaging: White box with colour label	

HARROP ROUNDED RECTANGLE MIRROR

- High quality 5mm safety backed mirror glass
- Can be hung either portrait or landscape
- Easy to install Hang 'n' Lock system (see page 130)



CODE	DIMENSIONS (HxWxD)
MM701300	650 x 400 x 19mm
Packaging: White box with colour label	

SIMPSON ROUND MIRROR

- High quality 5mm safety backed mirror glass
- Simple, elegant design
- Easy to install Hang 'n' Lock system (see page 130)



CODE	DIMENSIONS (HxWxD)
MM701500	600 x 600 x 19mm
Packaging: White box with colour label	



Hang'n'Lock™ – Illuminated Mirrors

HENMORE LED ILLUMINATED MIRROR

- Touch sensitive power switch
- Heated demister pad
- IP44 Rated, suitable for use in the outside zone
- Easy to install Hang 'n' Lock system (see page 130)



 Hang'n'Lock™

CODE	DIMENSIONS (HxWxD)
MM710400E	600 x 380 x 45mm
Packaging: White box with colour label	

CARROCK LED ILLUMINATED MIRROR

- Touch sensitive power switch
- Heated demister pad
- IP44 Rated, suitable for use in the outside zone
- Easy to install Hang 'n' Lock system (see page 130)



 Hang'n'Lock™

CODE	DIMENSIONS (HxWxD)
MM710100E	640 x 450 x 60mm Magnifier: 140mm Diameter
Packaging: White box with colour label	

SHERSTON LED ILLUMINATED MIRROR

- Touch sensitive power switch
- Heated demister pad
- Can be hung either portrait or landscape
- IP44 Rated, suitable for use in the outside zone
- Easy to install Hang 'n' Lock system (see page 130)



 Hang'n'Lock™

CODE	DIMENSIONS (HxWxD)
MM710500E	800 x 600 x 50mm
Packaging: White box with colour label	

CHEATON LED ILLUMINATED MIRROR

- Touch sensitive power switch
- Heated demister pad
- Can be hung either portrait or landscape
- IP44 Rated, suitable for use in the outside zone
- Easy to install Hang 'n' Lock system (see page 130)



 Hang'n'Lock™

CODE	DIMENSIONS (HxWxD)
MM710600E	800 x 600 x 45mm
Packaging: White box with colour label	

WYNCHAM LED ILLUMINATED MIRROR

- Touch sensitive power switch
- Heated demister pad
- IP44 Rated, suitable for use in the outside zone
- Easy to install Hang 'n' Lock system (see page 130)



 Hang'n'Lock™

CODE	DIMENSIONS (HxWxD)
MM710200E	700 x 700 x 40mm
Packaging: White box with colour label	

ROTHLEY LED ILLUMINATED MIRROR

- Touch sensitive power switch
- Heated demister pad
- Bevelled mirror
- Etched glass surround
- IP44 Rated, suitable for use in the outside zone
- Easy to install Hang 'n' Lock system (see page 130)




 Hang'n'Lock™

CODE	DIMENSIONS (HxWxD)
MM710300E	800 x 800 x 50mm Mirror: 660mm Diameter
Packaging: White box with colour label	

Hang'n'Lock™ – Illuminated Mirrors

CHILCOMBE ILLUMINATED MIRROR

- Touch sensitive power switch
- Edge lit mirror
- Heated demister pad
- Can be hung either portrait or landscape
- IP44 Rated, suitable for use in the outside zone
- Easy to install Hang 'n' Lock system (see page 130)



CODE	DIMENSIONS (HxWxD)
MM720200E	700 x 500 x 30mm
Packaging: White box with colour label	



ROOKLEY ILLUMINATED MIRROR

- Touch sensitive power switch
- Heated demister pad
- Full frame LED light
- Can be hung either portrait or landscape
- IP44 Rated, suitable for use in the outside zone
- Easy to install Hang 'n' Lock system (see page 130)



CODE	DIMENSIONS (HxWxD)
MM720700E	700 x 500 x 30mm
Packaging: White box with colour label	



OAKLEY ILLUMINATED MIRROR

- Remote controlled
- Heated demister pad
- Multiple colour changes and mood lighting options
- IP44 Rated, suitable for use in the outside zone
- Easy to install Hang 'n' Lock system (see page 130)



CODE	DIMENSIONS (HxWxD)
MM720100E	700 x 700 x 45mm
Packaging: White box with colour label	



Hang'n'Lock™ – Illuminated Mirrors

CHAWSTON ILLUMINATED MIRROR

- Touch sensitive power switch
- Heated demister pad
- Full frame LED light
- Can be hung either portrait or landscape
- IP44 Rated, suitable for use in the outside zone
- Easy to install Hang 'n' Lock system (see page 130)



CODE	DIMENSIONS (HxWxD)
------	--------------------

MM720400E	700 x 500 x 30mm
-----------	------------------

Packaging: White box with colour label	
--	--



HENBURY ILLUMINATED MIRROR

- Touch sensitive power switch
- Heated demister pad
- Two LED light strips
- Can be hung either portrait or landscape
- IP44 Rated, suitable for use in the outside zone
- Easy to install Hang 'n' Lock system (see page 130)



CODE	DIMENSIONS (HxWxD)
------	--------------------

MM720300E	700 x 500 x 30mm
-----------	------------------

Packaging: White box with colour label	
--	--



MARLOW ILLUMINATED MIRROR

- Touch sensitive power switch
- Heated demister pad
- Halo effect lighting
- IP44 Rated, suitable for use in the outside zone
- Easy to install Hang 'n' Lock system (see page 130)



CODE	DIMENSIONS (HxWxD)
------	--------------------

MM720500E	800 x 600 x 35mm
-----------	------------------

Packaging: White box with colour label	
--	--



Illuminated Mirrors

BIRCHWOOD ILLUMINATED ROUND MIRROR

- Touch sensitive power switch
- Heated demister pad
- Circular LED light
- Bevelled edge
- IP44 Rated, suitable for use in the outside zone
- Easy to install Hang 'n' Lock system (see page 130)



CODE	DIMENSIONS (HxWxD)
MM720600E	590 x 590 x 33mm
Packaging: White box with colour label	

HALINGTON ILLUMINATED MIRROR

- Touch sensitive power switch
- Heated demister pad
- One LED light strip and one circular LED light
- 3 x Magnifying beauty mirror
- Can be hung portrait only
- IP44 Rated, suitable for use in the outside zone
- Easy to install Hang 'n' Lock system (see page 130)



CODE	DIMENSIONS (HxWxD)
MM720800E	700 x 500 x 30mm
Packaging: White box with colour label	

MALHAM ILLUMINATED MIRROR

- Button power switch
- Two LED light strips
- Battery operated
- Requires 8 x AA batteries
- Can be hung portrait only



CODE	DIMENSIONS (HxWxD)
MM730100E	450 x 300 x 30mm
Packaging: White box with colour label	

THORNTON ILLUMINATED MIRROR

- Button power switch
- Two LED light strips
- Battery operated
- Requires 8 x AA batteries
- Can be hung portrait only



CODE	DIMENSIONS (HxWxD)
MM731100E	600 x 400 x 30mm
Packaging: White box with colour label	

HORTON ILLUMINATED MIRROR

- Button power switch
- Two LED light strips
- Battery operated
- Requires 8 x AA batteries
- Can be hung portrait only



CODE	DIMENSIONS (HxWxD)
MM731200E	700 x 500 x 30mm
Packaging: White box with colour label	

MARSTON ILLUMINATED MIRROR

- Button power switch
- Ten star lights
- Battery operated
- Requires 8 x AA batteries



CODE	DIMENSIONS (HxWxD)
MM731700E	600 x 600 x 30mm
Packaging: White box with colour label	

Hang'n'Lock™ – Aluminium Cabinets

- Double sided mirrored doors with bevel on the front mirror glass
- Wide opening hinges increase accessibility
- Mirrored internal back panel
- Adjustable toughened clear glass shelves
- Concealed shelf supports
- Left or right hand door opening
- Can be surface or recessed* mounted
- Decorative mirrored glass side panels for surface mounting included
- Hang 'n' Lock installation system for surface mounted configuration
- Optional pin handles included
- Supplied fully assembled**
- Easy to install, fixings included

* 100mm depth is required for recessed installation

** If a surface mounted configuration is selected, mirrored side panels must be fitted to the cabinet. These are not required if a recessed configuration is selected.



Pin handle



Concealed shelf fixing points



Bevelled edge mirror



WINSTER SINGLE DOOR CABINET

- Aluminium cabinet with bevelled edge mirrored door
- Two adjustable shelves
- 105 Degree hinges
- Recessed or surface mounted configuration
- Easy to install Hang 'n' Lock system (see page 130)



CODE	DIMENSIONS (HxWxD)
WC101169	510 x 405 x 133mm
Packaging: White box with colour label	

MEDINA SINGLE DOOR CABINET

- Aluminium cabinet with bevelled edge mirrored door
- Two adjustable shelves
- 165 Degree sprung hinges for increased accessibility
- Recessed or surface mounted configuration
- Easy to install Hang 'n' Lock system (see page 130)



CODE	DIMENSIONS (HxWxD)
WC101269	660 x 380 x 133mm
Packaging: White box with colour label	

LANGLEY SINGLE DOOR CABINET

- Aluminium cabinet with bevelled edge mirrored door
- Two adjustable shelves
- 165 Degree sprung hinges for increased accessibility
- Recessed or surface mounted configuration
- Easy to install Hang 'n' Lock system (see page 130)



CODE	DIMENSIONS (HxWxD)
WC101369	660 x 510 x 133mm
Packaging: White box with colour label	

HAVEN SINGLE DOOR CABINET

- Aluminium cabinet with bevelled edge mirrored door
- Two adjustable shelves
- 165 Degree sprung hinges for increased accessibility
- Recessed or surface mounted configuration
- Easy to install Hang 'n' Lock system (see page 130)



CODE	DIMENSIONS (HxWxD)
WC101469	760 x 610 x 133mm
Packaging: White box with colour label	

Hang'n'Lock™ – Aluminium Cabinets

ORWELL SINGLE DOOR OVAL CABINET

- Aluminium cabinet with bevelled edge mirrored door
- Two adjustable shelves
- 150 Degree piano hinge
- Recessed or surface mounted configuration
- Easy to install Hang 'n' Lock system (see page 130)



CODE	DIMENSIONS (HxWxD)
WC101569	500 x 370 x 110mm Mirror: 790 x 535mm
Packaging: White box with colour label	

NEWTON DOUBLE DOOR BI-VIEW CABINET

- Aluminium cabinet with bevelled edge mirrored doors
- Five adjustable glass shelves
- 165 Degree sprung hinges for increased accessibility
- Recessed or surface mounted configuration
- Easy to install Hang 'n' Lock system (see page 130)



CODE	DIMENSIONS (HxWxD)
WC102069	660 x 610 x 133mm
Packaging: White box with colour label	

HALTON DOUBLE DOOR BI-VIEW CABINET

- Aluminium cabinet with bevelled edge mirrored doors
- Five adjustable glass shelves
- 165 Degree sprung hinges for increased accessibility
- Recessed or surface mounted configuration
- Easy to install Hang 'n' Lock system (see page 130)



CODE	DIMENSIONS (HxWxD)
WC101669	660 x 765 x 133mm
Packaging: White box with colour label	

GROVE TRIPLE DOOR TRI-VIEW CABINET

- Aluminium cabinet with bevelled edge mirrored doors
- Nine adjustable glass shelves
- 165 Degree sprung hinges for increased accessibility
- Recessed or surface mounted configuration
- Easy to install Hang 'n' Lock system (see page 130)



CODE	DIMENSIONS (HxWxD)
WC101769	660 x 610 x 133mm
Packaging: White box with colour label	

LOXLEY TRIPLE DOOR TRI-VIEW CABINET

- Aluminium cabinet with bevelled edge mirrored doors
- Nine adjustable glass shelves
- 165 Degree sprung hinges for increased accessibility
- Recessed or surface mounted configuration
- Easy to install Hang 'n' Lock system (see page 130)



CODE	DIMENSIONS (HxWxD)
WC101869	660 x 762 x 133mm
Packaging: White box with colour label	

KENNETT TRIPLE DOOR TRI-VIEW CABINET

- Aluminium cabinet with bevelled edge mirrored doors
- Nine adjustable glass shelves
- 165 Degree sprung hinges for increased accessibility
- Recessed or surface mounted configuration
- Easy to install Hang 'n' Lock system (see page 130)



CODE	DIMENSIONS (HxWxD)
WC101969	660 x 914 x 133mm
Packaging: White box with colour label	

Hang'n'Lock™ – White Steel Cabinets

WELLINGTON DOUBLE DOOR BI-VIEW CABINET

- White steel cabinet with mirrored doors
- Two adjustable shelves
- 110 Degree sprung hinges
- Optional pin handles included
- Easy to install Hang 'n' Lock system (see page 130)



CODE	DIMENSIONS (HxWxD)
WC102122	610 x 610 x 127mm
Packaging: White box with colour label	

SHAWDON DOUBLE DOOR BI-VIEW CABINET

- White steel cabinet with mirrored doors
- Two adjustable shelves
- 110 Degree sprung hinges
- Optional pin handles included
- Easy to install Hang 'n' Lock system (see page 130)



CODE	DIMENSIONS (HxWxD)
WC102222	762 x 762 x 127mm
Packaging: White box with colour label	

LYMINGTON TRIPLE DOOR TRI-VIEW CABINET

- White steel cabinet with mirrored doors
- Two adjustable shelves
- 110 Degree sprung hinges
- Optional pin handles included
- Easy to install Hang 'n' Lock system (see page 130)



CODE	DIMENSIONS (HxWxD)
WC102422	610 x 610 x 127mm
Packaging: White box with colour label	

HEACHAM TRIPLE DOOR TRI-VIEW CABINET

- White steel cabinet with mirrored doors
- Two adjustable shelves
- 110 Degree sprung hinges
- Optional pin handles included
- Easy to install Hang 'n' Lock system (see page 130)



CODE	DIMENSIONS (HxWxD)
WC102522	762 x 762 x 127mm
Packaging: White box with colour label	

WESTBOURNE TRIPLE DOOR TRI-VIEW CABINET

- White steel cabinet with mirrored doors
- Two adjustable shelves
- 110 Degree sprung hinges
- Optional pin handles included
- Easy to install Hang 'n' Lock system (see page 130)



CODE	DIMENSIONS (HxWxD)
WC102322	762 x 914 x 133mm
Packaging: White box with colour label	

BURWELL TRIPLE DOOR TRI-VIEW CABINET

- White steel cabinet with mirrored doors
- Two adjustable shelves
- 110 Degree sprung hinges
- Optional pin handles included
- Easy to install Hang 'n' Lock system (see page 130)



CODE	DIMENSIONS (HxWxD)
WC102622	762 x 1219 x 133mm
Packaging: White box with colour label	

Wooden Cabinets

SIMPLICITY SINGLE DOOR CABINET

- White MDF cabinet with mirrored door
- One adjustable shelf
- Magnetic push catch opening
- Simple self-assembly format
- All fixtures and fittings included



CODE	DIMENSIONS (HxWxD)
WC257122	300 x 300 x 140mm

Packaging: White box with colour label

SIMPLICITY DOUBLE DOOR CABINET

- White MDF cabinet with mirrored doors
- One adjustable shelf
- Magnetic push catch opening
- Simple self-assembly format
- All fixtures and fittings included



CODE	DIMENSIONS (HxWxD)
WC257022	450 x 600 x 140mm

Packaging: White box with colour label

SIMPLICITY SINGLE DOOR CORNER CABINET

- White MDF cabinet with mirrored door
- One adjustable shelf
- Magnetic push catch opening
- Simple self-assembly format
- All fixtures and fittings included



CODE	DIMENSIONS (HxWxD)
WC257222	500 x 300 x 240mm

Packaging: White box with colour label

LANGHAM SINGLE DOOR MIRROR CABINET

- White MDF single mirror door cabinet
- One adjustable shelf
- One fixed open shelf
- Simple self-assembly format
- All fixtures and fittings included



CODE	DIMENSIONS (HxWxD)
WC431222	650 x 370 x 130mm

Packaging: White box with colour label

SWIVEL DOUBLE DOOR CABINET

- White finish cabinet with swivel mirrored doors to provide an all round view
- One adjustable internal toughened glass shelf
- Supplied fully assembled
- All fixtures and fittings included
- Easy to install Hang 'n' Lock system (see page 130)



CODE	DIMENSIONS (HxWxD)
WC440322	500 x 540 x 140mm

Packaging: White box with colour label

Wooden Cabinets

WHITE SINGLE DOOR CABINET

- Gloss white MDF cabinet with mirrored door
- Two adjustable glass shelves
- Left or right door opening
- Easy to install Hang 'n' Lock system (see page 130)
- Supplied fully assembled
- All fixtures and fittings included



CODE	DIMENSIONS (HxWxD)
WC410122	600 x 350 x 130mm
Packaging: White box with colour label	

WHITE DOUBLE DOOR BI-VIEW CABINET

- Gloss white MDF cabinet with mirrored doors
- Four adjustable glass shelves
- Left or right door opening
- Easy to install Hang 'n' Lock system (see page 130)
- Supplied fully assembled
- All fixtures and fittings included



CODE	DIMENSIONS (HxWxD)
WC410222	500 x 650 x 130mm
Packaging: White box with colour label	

BLANCO SINGLE MIRROR DOOR CABINET

- White wooden single mirror door cabinet
- One adjustable shelf
- Easy to install Hang 'n' Lock system (see page 130)
- Simple self-assembly format
- All fixtures and fittings included



CODE	DIMENSIONS (HxWxD)
WC271022	530 x 340 x 130mm
Packaging: White box with colour label	

ANDERSON DOUBLE MIRROR DOOR CABINET

- White wooden double mirror door cabinet
- One adjustable shelf
- One fixed open shelf
- Easy to install Hang 'n' Lock system (see page 130)
- Simple self-assembly format
- All fixtures and fittings included



CODE	DIMENSIONS (HxWxD)
WC271122	580 x 560 x 130mm
Packaging: White box with colour label	

LOCKABLE WALNUT EFFECT CABINET

- Walnut effect single mirror door cabinet
- Two adjustable shelves
- Soft close hinges
- Secure locking system with keys for storage of medicine
- Supplied fully assembled
- All fixtures and fittings included



CODE	DIMENSIONS (HxWxD)
WC250177	598 X 600 X 154mm
Packaging: Brown box with colour label	

Illuminated Cabinets

Here at Croydex we offer a selection of illuminated bathroom cabinets to choose from, so why not enhance your bathroom's design with a cabinet that's both functional and stylish.

All our cabinets are supplied fully assembled and come with all fixtures, fittings and bulbs included. Not only will these cabinets add a touch of elegance to your room, they are also RoHS compliant and IP24/44 rated, meaning they are suitable for use in the outside zone.

When it comes to choosing a stylish storage unit, illuminated cabinets are the perfect choice for any bathroom.

SHIRE DOUBLE DOOR ILLUMINATED CABINET

- Steel cabinet with mirrored doors
- One fixed internal shelf
- Integrated shaver socket
- Two halogen downlighters
- IP24 Rated, suitable for use in the outside zone



Shaver Socket



CODE	FINISH	DIMENSIONS (HxWxD)
WC266222E	White	530 x 450 x 230mm
WC266205E	S/Steel	530 x 450 x 230mm

(Depth 120mm excluding overhang)

Packaging: Brown box

MEDWAY ILLUMINATED CABINET

- High quality mirrored stainless steel with mirrored door
- Decorative LED lighting bar
- IP44 Rated, suitable for use in the outside zone
- Fixed internal stainless steel shelf
- Easy to install Hang 'n' Lock system (see page 130)
- All fixtures and fittings included



CODE	DIMENSIONS (HxWxD)
WC871405E	670 x 410 x 125mm

Packaging: White box with colour label

THAMES DOUBLE DOOR ILLUMINATED CABINET

- White MDF cabinet with mirrored doors
- One internal shelf
- Integrated shaver socket
- One halogen downlighter
- IP24 Rated, suitable for use in the outside zone



Shaver Socket



CODE	HANG'N'LOCK	DIMENSIONS (HxWxD)
WC146022E	Yes	640 x 700 x 245mm
WC146122E	No	640 x 700 x 245mm

(Depth 155mm excluding overhang)

Packaging: Brown box

MAIFORD SINGLE DOOR ILLUMINATED CABINET

- Aluminium cabinet with double sided mirrored door
- Internal LED lighting panel with rocker switch operation
- Integrated shaver socket
- Two adjustable tempered glass shelves
- 180 Degree hinges for increased accessibility
- Easy to install Hang 'n' Lock system (see page 130)
- IP44 Rated, suitable for use in the outside zone



Shaver Socket



CODE	DIMENSIONS (HxWxD)
WC147569E	700 x 400 x 148mm

Packaging: Brown box with colour label

WARWICK DOUBLE DOOR ILLUMINATED CABINET

- Aluminium cabinet with double sided mirrored doors
- Internal LED lighting panel with rocker switch operation
- Integrated shaver socket
- Two adjustable tempered glass shelves
- 180 Degree hinges for increased accessibility
- Easy to install Hang 'n' Lock system (see page 130)
- IP44 Rated, suitable for use in the outside zone



Shaver Socket




CODE	DIMENSIONS (HxWxD)
WC147269E	700 x 600 x 148mm

Packaging: Brown box with colour label

Illuminated Cabinets

HOUSTON SINGLE DOOR ILLUMINATED CORNER CABINET


- Aluminium cabinet with double sided mirrored door
- Internal LED lighting panel with rocker switch operation
- Integrated shaver socket
- Two adjustable tempered glass shelves
- 180 Degree hinges for increased accessibility
- IP44 Rated, suitable for use in the outside zone



CODE	DIMENSIONS (HxWxD)
WC147169E	700 x 346.5 x 162.5mm
Packaging: Brown box with colour label	

JEFFERSON SINGLE DOOR ILLUMINATED CABINET


- Aluminium cabinet with double sided mirrored door
- Decorative LED lighting bar with rocker switch operation
- Integrated shaver socket
- Two adjustable tempered glass shelves
- 180 Degree hinges for increased accessibility
- Easy to install Hang 'n' Lock system (see page 130)
- IP44 Rated, suitable for use in the outside zone



CODE	DIMENSIONS (HxWxD)
WC147769E	700 x 400 x 120mm
Packaging: Brown box with colour label	

MADISON SINGLE DOOR ILLUMINATED CABINET

- Aluminium cabinet with double sided mirrored door
- Decorative LED lighting bar with rocker switch operation
- Integrated shaver socket
- Two adjustable tempered glass shelves
- 180 Degree hinges for increased accessibility
- Easy to install Hang 'n' Lock system (see page 130)
- IP44 Rated, suitable for use in the outside zone



CODE	DIMENSIONS (HxWxD)
WC147369E	700 x 500 x 120mm
Packaging: Brown box with colour label	

SUDBURY DOUBLE DOOR ILLUMINATED CABINET

- Aluminium cabinet with double sided mirrored doors
- Decorative LED lighting bar with rocker switch operation
- Integrated shaver socket
- Two adjustable tempered glass shelves
- 180 Degree hinges for increased accessibility
- Easy to install Hang 'n' Lock system (see page 130)
- IP44 Rated, suitable for use in the outside zone



CODE	DIMENSIONS (HxWxD)
WC147069E	700 x 600 x 120mm
Packaging: Brown box with colour label	

HAMPTON TRIPLE DOOR ILLUMINATED CABINET

- Aluminium cabinet with double sided mirrored doors
- Decorative LED lighting bar with rocker switch operation
- Integrated shaver socket
- Two adjustable tempered glass shelves
- 180 Degree hinges for increased accessibility
- Easy to install Hang 'n' Lock system (see page 130)
- IP44 Rated, suitable for use in the outside zone



CODE	DIMENSIONS (HxWxD)
WC147469E	700 x 900 x 120mm
Packaging: Brown box with colour label	

CLARENCE SINGLE DOOR ILLUMINATED CABINET

- Aluminium cabinet with double sided mirrored door
- Illuminated LED mirror door with heated demister pad
- Integrated shaver socket
- Touch sensitive on/off power switch
- Two adjustable tempered glass shelves
- Easy to install Hang 'n' Lock system (see page 130)
- IP44 Rated, suitable for use in outside zone



CODE	DIMENSIONS (HxWxD)
WC147669E	700 x 500 x 154.5mm
Packaging: Brown box with colour label	

Stainless Steel Cabinets

CARRA SINGLE DOOR CABINET

- Bright polished stainless steel cabinet with mirrored door
- One internal shelf
- Chrome plated door handle for easy opening
- Supplied fully assembled for ease of installation
- All fixtures and fittings included



NEW

CODE	DIMENSIONS (HxWxD)
WC450605	500 x 300 x 120mm
Packaging: White box with colour label	

CARRA SINGLE DOOR WHITE CABINET

- White steel cabinet with mirrored door
- One internal shelf
- Chrome plated door handle for easy opening
- Supplied fully assembled for ease of installation
- All fixtures and fittings included



NEW

CODE	DIMENSIONS (HxWxD)
WC450622	50 x 300 x 120mm
Packaging: White box with colour label	

CARRA DOUBLE DOOR CABINET

- Bright polished stainless steel cabinet with mirrored doors
- One internal shelf
- Chrome plated door handles for easy opening
- Supplied fully assembled for ease of installation
- All fixtures and fittings included



NEW

CODE	DIMENSIONS (HxWxD)
WC450805	500 x 450 x 120mm
Packaging: White box with colour label	

CARRA DOUBLE DOOR WHITE CABINET

- White steel cabinet with mirrored doors
- One internal shelf
- Chrome plated door handles for easy opening
- Supplied fully assembled for ease of installation
- All fixtures and fittings included



NEW

CODE	DIMENSIONS (HxWxD)
WC450822	50 x 450 x 120mm
Packaging: White box with colour label	

AVON SINGLE DOOR SMALL CABINET

- Stainless steel slimline cabinet with mirrored door
- Ideal for small spaces
- Fixed internal stainless steel shelf
- 90 Degree sprung hinges
- Supplied fully assembled
- All fixtures and fittings included



AVON DOUBLE DOOR SMALL CABINET

- Stainless steel cabinet with mirrored doors
- Ideal for small spaces
- Fixed internal stainless steel shelf
- 90 Degree sprung hinges
- Supplied fully assembled
- All fixtures and fittings included



CODE	DIMENSIONS (HxWxD)
WC856005	400 x 300 x 120mm
Packaging: White box with colour label	

CODE	DIMENSIONS (HxWxD)
WC866105	440 x 430 x 160mm
Packaging: White box with colour label	

Stainless Steel Cabinets

ANTON SINGLE DOOR STANDARD CABINET

- Stainless steel cabinet with mirrored door
- Adjustable glass shelf
- 120 Degree sprung hinges
- Chrome plated pin handle
- Internal MDF carcass
- Supplied fully assembled
- All fixtures and fittings included



CODE	DIMENSIONS (HxWxD)
WC736005	550 x 300 x 120mm
Packaging: White box with colour label	

ANTON DOUBLE DOOR STANDARD CABINET

- Stainless steel cabinet with mirrored doors
- Two adjustable glass shelves
- 120 Degree sprung hinges
- Chrome plated pin handles
- Internal MDF carcass
- Supplied fully assembled
- All fixtures and fittings included



CODE	DIMENSIONS (HxWxD)
WC756105	670 x 500 x 120mm
Packaging: White box with colour label	

COLORADO SINGLE DOOR LARGE CABINET

- Stainless steel cabinet with mirrored door
- Adjustable glass shelf
- 120 Degree sprung hinges
- Chrome plated pin handle
- Internal MDF carcass
- Storage box on inside door
- Supplied fully assembled
- All fixtures and fittings included



CODE	DIMENSIONS (HxWxD)
WC746005	670 x 380 x 120mm
Packaging: White box with colour label	

COLORADO DOUBLE DOOR LARGE CABINET

- Stainless steel cabinet with mirrored doors
- Two adjustable glass shelves
- 120 Degree sprung hinges
- Internal MDF carcass
- Storage box on inside door
- Supplied fully assembled
- All fixtures and fittings included



CODE	DIMENSIONS (HxWxD)
WC776105	740 x 500 x 120mm
Packaging: White box with colour label	

MEDWAY CABINET

- High quality mirrored stainless steel with mirrored door
- Fixed internal stainless steel shelf
- Easy to install Hang 'n' Lock system (see page 130)
- All fixtures and fittings included



CODE	DIMENSIONS (HxWxD)
WC871505	670 x 410 x 125mm
Packaging: White box with colour label	

NEW

AVISIO DOUBLE DOOR CORNER CABINET

- Stainless steel cabinet with mirrored doors
- Two adjustable shelves
- 120 Degree sprung hinges
- Internal MDF carcass
- Chrome plated pin handles
- Supplied fully assembled
- All fixtures and fittings included



CODE	DIMENSIONS (HxWxD)
WC766105	700 x 450 x 270mm
Packaging: White box with colour label	

Stainless Steel Cabinets

TAY OVAL CABINET

- Stainless steel cabinet with mirrored door
- Discreet storage solution, ideal for small spaces
- Fixed stainless steel shelf
- 90 Degree pivot hinge
- Supplied fully assembled
- All fixtures and fittings included



CODE	DIMENSIONS (HxWxD)
WC870105	425 x 300 x 100mm Mirror: H650 x W450mm
Packaging: White box with colour label	

NILE TALL CABINET

- Stainless steel cabinet with mirrored doors
- Four adjustable glass shelves
- 120 Degree hinges
- Internal MDF carcass
- Supplied fully assembled
- All fixtures and fittings included



CODE	DIMENSIONS (HxWxD)
WC796005	1500 x 300 x 120mm
Packaging: White box with colour label	

SEVERN CIRCULAR DOOR MIRROR CABINET

- Stainless steel cabinet with mirrored door
- Discreet storage solution, ideal for small spaces
- Fixed stainless steel shelf
- 90 Degree pivot hinge
- Supplied fully assembled
- All fixtures and fittings included



CODE	DIMENSIONS (HxWxD)
WC836005	330 x 330 x 100mm Mirror: H500 x W500mm
Packaging: White box with colour label	

DART SQUARE DOOR MIRROR CABINET

- Stainless steel cabinet with mirrored door
- Discreet storage solution, ideal for small spaces
- Fixed stainless steel shelf
- 90 Degree pivot hinge
- Supplied fully assembled
- All fixtures and fittings included



CODE	DIMENSIONS (HxWxD)
WC450505	310 x 310 x 110mm Mirror: H450 x W450mm
Packaging: White box with colour label	

TRENT LOCKABLE MEDICINE CABINET

- Stainless steel cabinet with mirrored door
- Fixed stainless steel shelf
- 160 Degree pivot hinge
- Secure locking system for storage of medicines
- Supplied fully assembled
- All fixtures and fittings included



CODE	DIMENSIONS (HxWxD)
WC846005	400 x 250 x 130mm
Packaging: White box with colour label	

Spinning Cabinets

ARUN 600MM LARGE PIVOTING CABINET

- White pivoting cabinet with mirror glass
- Two fixed shelves
- Reflective polished stainless steel backing
- Can be left or right hand mounted
- Supplied fully assembled
 - Fit the pivot wall bracket then mount the cabinet
- All fixtures and fittings included



CODE	DIMENSIONS (HxWxD)
WC880122	642 x 350 x 112mm
Packaging: White box with colour label	

ARUN 1200MM TALL PIVOTING CABINET

- White pivoting cabinet with mirror glass
- Four fixed shelves
- Reflective polished stainless steel backing
- Can be left or right hand mounted
- Supplied fully assembled
 - Fit the pivot wall bracket then mount the cabinet
- All fixtures and fittings included



CODE	DIMENSIONS (HxWxD)
WC880222	1242 x 200 x 112mm
Packaging: White box with colour label	

OTTAWA 600MM STAINLESS STEEL SPINNING CABINET

- Rotating polished stainless steel cabinet with mirror glass and rear storage compartments
- One adjustable toughened glass shelf with guard rails
- White MDF internal carcass in high gloss, wipe clean finish
- All fixtures and fittings included



CODE	DIMENSIONS (HxWxD)
WC880505	646 x 180 x 240mm including spinning bracket
Packaging: White box with colour label	

OTTAWA 1200MM STAINLESS STEEL SPINNING CABINET

- Rotating polished stainless steel cabinet with mirror glass and rear storage compartments
- One fixed and two adjustable toughened glass shelves with guard rails
- White MDF carcass in high gloss, wipe clean finish
- All fixtures and fittings included



CODE	DIMENSIONS (HxWxD)
WC880605	1246 x 180 x 240mm including spinning bracket
Packaging: White box with colour label	



WC880505

WC880605

Plastic Storage

PLASTIC MIRROR CABINET

- Plastic cabinet with mirrored door
- Two adjustable shelves
- Supplied fully assembled
- All fixtures and fittings included



CODE	DIMENSIONS (HxWxD)
------	--------------------

WC262522	500 x 400 x 95mm
----------	------------------

Packaging: Brown box with colour label	
--	--

DOUBLE DOOR PLASTIC CABINET

- Rotating doors
- Perfect for small spaces
- Three adjustable shelves
- Made from hard wearing ABS water resistant material
- Supplied fully assembled
- All fixtures and fittings included



CODE	DIMENSIONS (HxWxD)
------	--------------------

WC262122	680 x 330 x 190mm
----------	-------------------

Packaging: Full colour box	
----------------------------	--

COMPACT THREE TIER PLASTIC STORAGE UNIT

- White durable polypropylene corner design
- Chrome retaining bars provide secure storage
- Suitable for shower enclosures
- Supplied fully assembled
- All fixtures and fittings included



CODE	DIMENSIONS (HxWxD)
------	--------------------

WC258022	700 x 160 x 160mm
----------	-------------------

Packaging: Shrink wrapped with insert card	
--	--

Bathroom Furniture

KINSFORD TWO DOOR WHITE VANITY UNIT (45CM WIDTH)

- High gloss two door unit
- One adjustable shelf
- Integrated ceramic basin (waste not included)
- Stainless steel handle with brushed chrome finish
- All fixtures and fittings included



CODE	DIMENSIONS (HxWxD)
WS040222	885 x 455 x 370mm
Packaging: Brown box with colour label	



KINSFORD TWO DOOR WHITE VANITY UNIT (55CM WIDTH)

- High gloss two door unit
- One adjustable shelf
- Integrated ceramic basin (waste not included)
- Stainless steel handle with brushed chrome finish
- All fixtures and fittings included



CODE	DIMENSIONS (HxWxD)
WS040322	885 x 550 x 420mm
Packaging: Brown box with colour label	



BOWMONT LIGHT WOOD VANITY UNIT

- Light wood vanity unit with high gloss white drawer
- One fixed shelf
- Integrated ceramic basin (tap and waste not included)
- All fixtures and fittings included



CODE	DIMENSIONS (HxWxD)
WS040478	850 x 440 x 390mm
Packaging: Brown box with colour label	



Hang'n'Lock™ – Bathroom Furniture



DANBY WHITE VANITY UNIT

- Two door unit with metal handles & soft close doors
 - Four door shelves
 - Two top door trays
 - Two inner storage compartments
- Integrated ceramic basin (tap and waste not included)
- Easy to install Hang 'n' Lock system (see page 130)
- Includes two optional legs for extra stability
- Supplied fully assembled
- Matching beauty station available (see page 151)

DANBY GREY VANITY UNIT

- Two door unit with metal handles & soft close doors
 - Four door shelves
 - Two top door trays
 - Two inner storage compartments
- Integrated ceramic basin (tap and waste not included)
- Easy to install Hang 'n' Lock system (see page 130)
- Includes two optional legs for extra stability
- Supplied fully assembled
- Matching beauty station available (see page 151)



CODE	DIMENSIONS (HxWxD)
WS010422	665 x 550 x 450mm
Packaging: White box with colour label	



CODE	DIMENSIONS (HxWxD)
WS010431	665 x 550 x 450mm
Packaging: White box with colour label	

Hang'n'Lock™ – Bathroom Furniture



DANBY WHITE BEAUTY STATION

- Inner mirror cabinet with fold down beauty shelf
- Four shelves
- Easy to install Hang 'n' Lock system (see page 130)
- Supplied fully assembled
- Matching vanity unit available (see page 150)



DANBY GREY BEAUTY STATION

- Inner mirror cabinet with fold down beauty shelf
- Four shelves
- Easy to install Hang 'n' Lock system (see page 130)
- Supplied fully assembled
- Matching vanity unit available (see page 150)



CODE	DIMENSIONS (HxWxD)
WC010422	650 x 300 x 230mm
Packaging: Brown box with colour label	

All prices exclude VAT



CODE	DIMENSIONS (HxWxD)
WC010431	650 x 300 x 230mm
Packaging: Brown box with colour label	

sales@croydex.co.uk

www.croydex.com

Bathroom Furniture



CHETSFORD FRAMED MIRROR

- White matt finish mirror frame
- Classic design suitable for any room in the house
- Easy to install Hang 'n' Lock system (see page 130)
- Supplied fully assembled



CODE	DIMENSIONS (HxWxD)
MM010122	900 x 700 x 50mm
Packaging: Brown box with colour label	

CHETSFORD VANITY UNIT

- Wooden floor standing unit with two soft close doors
- Integrated ceramic basin (tap and waste not included)
- One drawer with soft close
- Wooden legs
- Ceramic handles
- Supplied fully assembled



CODE	DIMENSIONS (HxWxD)
WS010822	865 x 710 x 460mm
Packaging: White box with colour label	

CHETSFORD FLOOR STANDING TALL CUPBOARD

- Tall boy unit with two soft close doors and middle drawer with soft close
- Glass inner shelves
- Ceramic handles
- Supplied fully assembled



CODE	DIMENSIONS (HxWxD)
WC010522	1800 x 352 x 300mm
Packaging: White box with colour label	

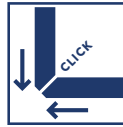


QUICK & EASY ASSEMBLY



NO TOOLS REQUIRED

All products designed to be assembled without the use of tools



EASY ASSEMBLY

Just Click 'n' Lock



TIME SAVING

Save time with assembly in just 15-20 minutes



TOUGH & DURABLE FURNITURE

No exposed fittings

HEYDON DOUBLE DOOR BI-VIEW CABINET

- Grey wood effect mirrored cabinet
- Two adjustable glass shelves
- Easy to install Hang 'n' Lock system (see page 130)
- Supplied fully assembled



CODE	FINISH	DIMENSIONS (HxWxD)
WC010231	Grey	675 x 500 x 136mm
WC010222	White	675 x 500 x 136mm

Packaging: White box with colour label

CHINNOCK GREY VANITY UNIT

- Grey wood effect finish
- Two soft close drawers with metal handles
- Integrated ceramic basin (tap and waste not included)
- Easy to install Hang 'n' Lock system (see page 130)
- Includes two optional legs for extra stability



CODE	DIMENSIONS (HxWxD)
WS010731	565 x 610 x 360mm

Packaging: White box with colour label



Click'n'Lock – Bathroom Furniture

CHINNOCK VANITY UNIT

- Brilliant white gloss finish
- Two soft close drawers with metal handles
- Scratch resistant
- Integrated ceramic basin (tap and waste not included)
- Easy to install Hang 'n' Lock system (see page 130)
- Includes two optional legs for extra stability



CODE	DIMENSIONS (HxWxD)
WS010722	565 x 610 x 360mm
Packaging: White box with colour label	

CHINNOCK VANITY UNIT (46CM DEPTH)

- Brilliant white gloss finish
- Two soft close drawers with metal handles
- Scratch resistant
- Integrated ceramic basin (tap and waste not included)
- Easy to install Hang 'n' Lock system (see page 130)
- Includes two optional legs for extra stability



CODE	DIMENSIONS (HxWxD)
WS010522	575 x 610 x 460mm
Packaging: White box with colour label	

BOSTON VANITY UNIT

- Brilliant white gloss finish
- Two drawer unit with soft close (one drawer and one top inner drawer)
- Scratch resistant
- Integrated ceramic basin (tap and waste not included)
- Easy to install Hang 'n' Lock system (see page 130)



CODE	DIMENSIONS (HxWxD)
WS010122	490 x 510 x 460mm
Packaging: White box with colour label	



Click'n'Lock – Bathroom Furniture

NORTON COLUMN STORAGE UNIT

- Brilliant white gloss finish
- Storage system with three open spaces
- Can be hung either portrait or landscape
- Perfect for any room in the house
- For use with storage boxes (not supplied)



CODE	DIMENSIONS (HxWxD)
WC010322	1090 x 390 x 330mm
Packaging: Brown box with colour label	

NORTON VANITY UNIT (50CM WIDTH)

- Brilliant white gloss finish
- Floor standing system
- Integrated ceramic basin (tap and waste not included)
- Two open spaces
- Four plain metal feet
- For use with storage boxes (not supplied)



CODE	DIMENSIONS (HxWxD)
WS010222	864 x 510 x 460mm
Packaging: White box with colour label	

NORTON VANITY UNIT (80CM WIDTH)


- Brilliant white gloss finish
- Floor standing system
- Integrated ceramic basin (tap and waste not included)
- Four open spaces
- Four plain metal feet
- For use with storage boxes (not supplied)



CODE	DIMENSIONS (HxWxD)
WS010322	864 x 810 x 460mm
Packaging: White box with colour label	







INCLUSIVE PRODUCTS

Making your bathroom mobility friendly can be as simple as investing in some new accessories to help make life that little bit easier, without compromising on its look and feel.

ABS Plastic Grab Bars

300MM ABS PLASTIC GRAB BAR

- Ribbed to aid grip of bar
- Concealed fixings
- Suitable for users up to 100kg/220lbs/15st 10lbs when fitted to a solid wall
- Fixings not included

CODE	FINISH	DIMENSIONS (HxD)
AP501422*	White	300 x 82mm
AP501434**	Blue	300 x 82mm
AP501431**	Grey	300 x 82mm

Packaging: *Plastic sleeve with label **Polybag with header card



White



Blue



Grey

450MM ABS PLASTIC GRAB BAR

- Ribbed to aid grip of bar
- Concealed fixings
- Suitable for users up to 100kg/220lbs/15st 10lbs when fitted to a solid wall
- Fixings not included

CODE	FINISH	DIMENSIONS (HxD)
AP501722*	White	450 x 82mm
AP501734*	Blue	450 x 82mm
AP501731**	Grey	450 x 82mm

Packaging: *Plastic sleeve with label **Polybag with header card



White



Blue



Grey

600MM ABS PLASTIC GRAB BAR

- Ribbed to aid grip of bar
- Concealed fixings
- Suitable for users up to 80kg/176lbs/12st 8lbs when fitted to a solid wall
- Fixings not included

CODE	FINISH	DIMENSIONS (HxD)
AP501822*	White	600 x 82mm
AP501834*	Blue	600 x 82mm
AP501831**	Grey	600 x 82mm

Packaging: *Plastic sleeve with label **Polybag with header card



White



Blue



Grey

Stainless Steel Grab Bars

300MM STAINLESS STEEL STRAIGHT GRAB BARS

- 32mm Diameter bar for easier gripping
- Suitable for users up to 100kg/220lbs/15st 10lbs when fitted to a solid wall
- Corrosion-resistant, suitable for use in 'wet' showering areas
- Concealed fixings
- Fixings not included

CODE	FINISH	DIMENSIONS (HxD)
AP501041*	Chrome	300 x 82mm
AP501022*	White	300 x 82mm
AP501034**	Blue	300 x 82mm
AP501031**	Grey	300 x 82mm

Packaging: *Box with label **Full colour box



Chrome



White



Blue



Grey

450MM STAINLESS STEEL STRAIGHT GRAB BARS

- 32mm Diameter bar for easier gripping
- Suitable for users up to 100kg/220lbs/15st 10lbs when fitted to a solid wall
- Corrosion-resistant, suitable for use in 'wet' showering areas
- Concealed fixings
- Fixings not included

CODE	FINISH	DIMENSIONS (HxD)
AP501141*	Chrome	450 x 82mm
AP501122*	White	450 x 82mm
AP501134*	Blue	450 x 82mm
AP501131**	Grey	450 x 82mm

Packaging: *Box with label **Full colour box



Chrome



White



Blue



Grey

600MM STAINLESS STEEL STRAIGHT GRAB BARS

- 32mm Diameter bar for easier gripping
- Suitable for users up to 100kg/220lbs/15st 10lbs when fitted to a solid wall
- Corrosion-resistant, suitable for use in 'wet' showering areas
- Concealed fixings
- Fixings not included

CODE	FINISH	DIMENSIONS (HxD)
AP501241*	Chrome	600 x 82mm
AP501222*	White	600 x 82mm
AP501234*	Blue	600 x 82mm
AP501231**	Grey	600 x 82mm

Packaging: *Box with label **Full colour box



Chrome



White



Blue



Grey

Stainless Steel Grab Bars

STAINLESS STEEL ANGLED GRAB BARS


- Angled support bar for hand and forearm
- 32mm Diameter bar for easier gripping
- Suitable for users up to 100kg/220lbs/15st 10lbs when fitted to a solid wall
- Corrosion-resistant, suitable for use in 'wet' showering areas
- Concealed fixings
- Fixings not included



CODE	FINISH	DIMENSIONS (HxD)
AP501341	Chrome	600 x 82mm
AP501322	White	600 x 82mm
Packaging: Full colour box		

STAINLESS STEEL STRAIGHT GRAB BARS WITH ANTI-SLIP GRIP

- 32mm Diameter bar with anti-slip grip prevents wet hands slipping on the rail
- Suitable for users up to 100kg/220lbs/15st 10lbs when fitted to a solid wall
- Corrosion-resistant, suitable for use in 'wet' showering areas
- Concealed fixings
- Fixings not included



CODE	FINISH	DIMENSIONS (HxD)
AP500541	Chrome	300 x 82mm
AP500741	Chrome	600 x 82mm
Packaging: Full colour box		

BATH SAFETY KIT – WHITE

- White Pebbles Bath Mat (AG300022 see page 63)
 - Secure grip suction cups and slip-resistant vinyl material
- 300mm Stainless Steel Grab Bar (AP501022 see page 159)
 - Provides confidence and stability when getting in or out of the bath or shower



CODE	DIMENSIONS
AP506022	Mat: H700 x W350mm Grab Bar: H300 x D82mm
Packaging: Full colour open box	

BATH SAFETY KIT – CHROME

- Clear Pebbles Bath Mat (AG300032 see page 63)
 - Secure grip suction cups and slip-resistant vinyl material
- 300mm Stainless Steel Grab Bar (AP501041 see page 159)
 - Provides confidence and stability when getting in or out of the bath or shower



CODE	DIMENSIONS
AP506041	Mat: H700 x W350mm Grab Bar: H300 x D82mm
Packaging: Full colour open box	

Stainless Steel Grab Bars

STAINLESS STEEL GRAB BARS – CHROME

- 32mm Diameter bar for easier gripping
- Provides confidence and stability when getting in or out of the bath or shower
- Maximum loading is 100kg/220lbs/15st 10lbs when fitted to a solid wall
- Chrome plated stainless steel
- Corrosion-resistant, suitable for use in 'wet' showering areas
- Ideal for the bathroom and can be used around the home
- Concealed fixings
- Fixings not included



300mm



450mm



600mm



Angled

CODE	VARIANT	FINISH	DIMENSIONS (HxD)
AP506105	Straight	Chrome	300 x 82mm
AP506205	Straight	Chrome	450 x 82mm
AP506305	Straight	Chrome	600 x 82mm
AP506405	Angled	Chrome	600 x 82mm

Packaging: Full colour open box

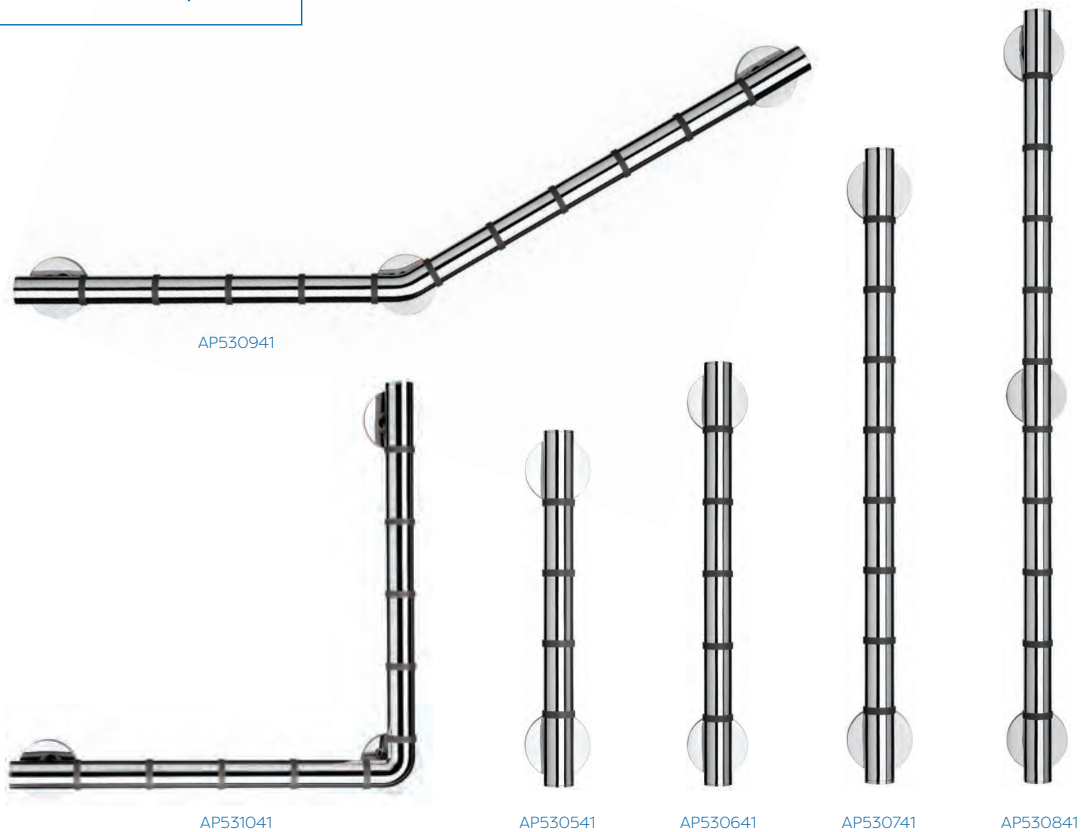
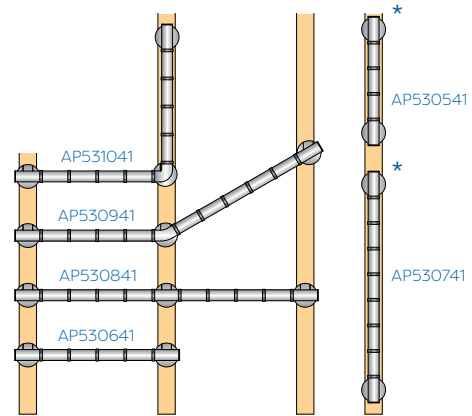
Grab 'n' Grip Grab Bars

GRAB 'N' GRIP GRAB BARS

- Contemporary grab bar design
- Soft ribbed grip provides additional comfort and support that prevents wet hands slipping on the rail
- Chrome ABS outer
- Steel core for added strength
- 32mm Diameter bar for easier gripping
- Provides confidence and stability
- Concealed fixings
- Suitable for users up to 100kg/220lbs/15st 10lbs when fitted to a solid wall
- Designed to suit 16" or 24" internal stud wall supports (*excludes products AP530541 & AP530741)
- Fixings not included



Scan the QR code to view our Grab 'n' Grip demonstration video or visit www.croydex.com



CODE	VARIANT	FINISH	DIMENSIONS (HxWxD)
AP530541	Straight	Chrome	380 x 73mm
AP530641	Straight	Chrome	485 x 73mm
AP530741	Straight	Chrome	680 x 73mm
AP530841	Straight	Chrome	890 x 73mm
AP530941	Angled	Chrome	310 x 905 x 73mm
AP531041	L-Shaped	Chrome	480 x 480 x 73mm

Packaging: Full colour box

Hand Rails

FOLD AWAY HAND RAILS

- Fold away hand rail clips in vertical position when not in use
- Stainless steel
- Suitable for users up to 130kg/286lbs/20st 6lbs
- Fixings not included



CODE	FINISH	DIMENSIONS (HxWxD)
AP502822	White	300 x 100 x 850mm
AP502841	S/steel	300 x 100 x 850mm
AP502831	Grey	300 x 100 x 850mm
AP502834	Blue	300 x 100 x 850mm
Packaging: Box with label		

FOLD AWAY HAND RAILS WITH DROP DOWN LEG

- Fold away hand rail clips in vertical position when not in use
- Stainless steel
- Nine position adjustable leg: 710 - 910mm
- Suitable for users up to 150kg/330lbs/23st 8lbs
- Fixings not included




CODE	FINISH	DIMENSIONS (HxWxD)
AP502922	White	710 x 100 x 850mm
AP502941	S/steel	710 x 100 x 850mm
AP502931	Grey	710 x 100 x 850mm
Packaging: Box with label		

Shower & Bath Seating

WALL MOUNTED FOLD AWAY SHOWER SEAT

- Wall mounted shower seat
- Easy to clean
- Folds away neatly when not in use
- Wipe clean
- Suitable for users up to 90kg/198lbs/14st 2lbs when fitted to a solid wall
- Fixings not included



CODE	FINISH	DIMENSIONS (HxWxD)
AP230022	White	135 x 385 x 335mm
Packaging: Full colour box		

WHITE FOLD AWAY SHOWER SEAT

- Wall mounted shower seat
- Stainless steel bars and screws
- Folds away neatly when not in use
- Wipe clean
- Suitable for users up to 120kg/264lbs/18st 12lbs when fitted to a solid wall
- Fixings not included



CODE	FINISH	DIMENSIONS (HxWxD)
AP120022	White	180 x 360 x 390mm
Packaging: Box with label		

WHITE & CHROME SHOWER SEAT

- Wall mounted shower seat
- Folds away neatly when not in use
- Wipe clean
- Suitable for users up to 100kg/220lbs/15st 10lbs when fitted to a solid wall
- Fixings not included



CODE	FINISH	DIMENSIONS (HxWxD)
AP120122	White	120 x 350 x 325mm
Packaging: Full colour box		

WALL MOUNTED SHOWER CHAIR

- Padded white wall mounted shower chair with fold down legs
- Six Position height adjustable seat: 485 - 615mm
- Removable pad for easy cleaning
- Folds up when not in use
- Suitable for users up to 158kg/348lbs/24st 12lbs
- Fixings not included



CODE	FINISH	DIMENSIONS (HxWxD)
AP503122	White	485 x 350 x 360mm
Packaging: Box with label		

NEWPORT SEAT

- Wall mounted shower seat
- Easy to clean slatted seat
- Folds away neatly when not in use
- Stainless steel frame and legs
- Wipe clean
- Suitable for users up to 130kg/286lbs/20st 6lbs
- Fixings not included



CODE	FINISH	DIMENSIONS (HxWxD)
AP504122	White	465-495 x 490 x 410mm
Packaging: Box with label		

PADDED BACKREST

- Padded white backrest
- Easy to clean
- Suitable for users up to 70kg/154lbs/11st
- Fixings not included



CODE	FINISH	DIMENSIONS (HxWxD)
AP503222	White	135 x 465 x 275mm
Packaging: Box with label		

Shower & Bath Seating

WHITE EASY-FIT BATH BENCH

- Corrosion-resistant aluminium frame with easy to clean moulded plastic seat
- Soft caps protect the edge of the bath and prevent the seat from moving
- Fits most 700mm wide parallel sided baths
- Suitable for users up to 90kg/198lbs/14st 2lbs



CODE	FINISH	DIMENSIONS (HxWxD)
AP210122	White	185 x 715 x 230mm
Packaging: Full colour wrap		

SHOWER STOOL

- Slip-resistant rubber feet
- Made of rust free materials
- Easy to clean moulded plastic seat
- Lightweight but sturdy



CODE	FINISH	DIMENSIONS (HxWxD)
AP130622	White	470 x 396 x 396mm
Packaging: Colour label		

ADJUSTABLE BATHROOM & SHOWER SEAT

- Shaped seat with built-in hand holds to provide stability
- Slip-resistant rubber feet
- Height adjustable corrosion-resistant aluminium legs
- Easy to clean plastic seat
- Lightweight yet sturdy
- Folds away neatly when not in use
- Suitable for users up to 100kg/220lbs/15st 10lbs



CODE	FINISH	DIMENSIONS (HxWxD)
AP100122	White	475-510 x 500 x 495mm
Packaging: Full colour box		

MODULAR SHOWER STOOL

- Lightweight yet sturdy shower seat with arms and backrest
- Slip-resistant rubber feet
- Corrosion-resistant
- Height adjustable from 410 to 560mm
- Suitable for users up to 190kg/420lbs/30st



CODE	FINISH	DIMENSIONS (HxWxD)
AP400222	White	930 x 540 x 310mm
Packaging: White box with colour label		

WHITE ADJUSTABLE SHOWER STOOL

- Large sitting area: 340 x 420mm
- Slip-resistant rubber feet
- Made of rust free materials
- Height adjustable
- Suitable for users up to 100kg/220lbs/15st 10lbs



CODE	VARIANT	DIMENSIONS (HxWxD)
AP130222	Small	240-290 x 420 x 350mm
AP130522	Large	425-525 x 420 x 350mm
Packaging: Box with label		

MODULAR SHOWER SEAT

- Bathroom seat with back
- Large sitting area: 340 x 420mm
- Slip-resistant rubber feet
- Made of rust free materials
- Height adjustable from 425 to 525mm
- Suitable for users up to 100kg/220lbs/15st 10lbs



CODE	VARIANT	DIMENSIONS (HxWxD)
AP130322	No arms	425-525 x 420 x 415mm
AP130422	With arms	425-525 x 530 x 415mm
Packaging: Box with label		

Inclusive Showering

INCLUSIVE SHOWERING KIT

- A complete inclusive showering kit
- 600mm Stainless steel grab bar with concealed fixings
- Inclusive four function chrome handset with rub clean nozzles (see AM151341)
- Large lever makes switching functions easier
- 2000mm Chrome hose
- Optional ECO feature on shower head – up to 50% water saving
- Inclusive slider with large button, easy to use (see AP710522)
- Universal ½" B.S.P. connection
- Fixings not included



4 Spray Patterns



CODE	FINISH	DIMENSIONS (H)
AP600241	Chrome	600mm
Packaging: Brown box with colour label		

INCLUSIVE FOUR FUNCTION SHOWER HANDSET – ECO

- 85mm Diameter four function handset with rub clean nozzles
- Tactile rubber handle for easier gripping
- Large lever makes switching functions easier
- Optional ECO feature on shower head – up to 50% water saving
- Universal ½" B.S.P. connection



4 Spray Patterns



CODE	FINISH
AM151341	Chrome/White
Packaging: Blister pack with euro slot	

INCLUSIVE RISER RAIL SLIDER

- Assistive slider with large button for easy use
- Easy to fit onto riser rails with a diameter of 32mm
- Can be inverted for either right or left hand use
- Can be retro fitted onto existing grab bars without removing them



CODE	FINISH	DIMENSIONS (HxWxD)
AP710522	Chrome	60 x 180 x 45mm
Packaging: Polybag with header card		

GRAB 'N' GRIP INCLUSIVE RISER RAIL

- Riser rail with intergrated Grab 'n' Grip grab bar (see page 162)
- Inclusive slider with large button, easy to use (see AP710522)
- Suitable for users up to 100kg/220lbs/15st 10lbs when fitted to a solid wall
- Concealed fixings
- Fixings not included



CODE	FINISH	DIMENSIONS (HxWxD)
AP601041	Chrome	933 x 70 x 78mm
Packaging: Full colour open box		

BATH STEP

- Provides safety and security when stepping in and out of the bath tub
- Extra-large platform
- Compete textured finished top for slip-resistant safety and comfort
- Suitable for users up to 190kg/418lb/30st



CODE	DIMENSIONS (HxWxD)
PA661422	102 x 502 x 406
Packaging: Full colour box	









PLUMBING FITTINGS & HOMEWARES

The collection of Croydex Homewares has now been expanded to include plumbing fittings. Products including Flush and Fill Valves and Click Wastes are a welcome addition to the variety of accessories available to your home.

Cistern Repair Parts

CISTERN SYPHON

- 9" Syphon suitable for the majority of cisterns
- Complete with link
- Five year guarantee



CODE	DIMENSIONS (HxWxD)
FF040126	275 x 220 x 94mm
Packaging: Full colour box	

TELESCOPIC BOTTOM ENTRY FILL VALVE – PLASTIC SHANK

- Easy twist water level adjustment
- Height adjustable to fit any cistern
- Anti syphon prevents back flow
- Fill valve operating pressure 0.2 – 5.5 bar
- WRAS Approved
- Five year guarantee



CODE	DIMENSIONS (HxWxD)
FF010126	275 x 90 x 70mm
Packaging: Full colour box	

SIDE ENTRY FILL VALVE – PLASTIC SHANK

- Easy twist water level adjustment
- Anti syphon prevents back flow
- Fill valve operating pressure 0.2 – 5.5 bar
- Five year guarantee



CODE	DIMENSIONS (HxWxD)
FF010226	260 x 140 x 50mm
Packaging: Full colour box	

TELESCOPIC BOTTOM ENTRY FILL VALVE – BRASS SHANK

- Easy twist water level adjustment
- Height adjustable to fit any cistern
- Anti syphon prevents back flow
- Fill valve operating pressure 0.2 – 5.5 bar
- WRAS Approved
- Five year guarantee



CODE	DIMENSIONS (HxWxD)
FF010326	275 x 90 x 70mm
Packaging: Full colour box	

SIDE ENTRY FILL VALVE – BRASS SHANK

- Easy twist water level adjustment
- Anti syphon prevents back flow
- Fill valve operating pressure 0.2 – 5.5 bar
- Five year guarantee



CODE	DIMENSIONS (HxWxD)
FF010426	260 x 140 x 50mm
Packaging: Full colour box	

UNIVERSAL FLUSH VALVE (TOP MOUNT BUTTON OPERATED)

- Wide range of water level adjustment
- Universal fitting
 - Rubber adaptor for 1½" or 2" installations
 - Long 110mm push button rods can be cut to suit cistern height
- Soft activation button
- WRAS Approved
- Five year guarantee



CODE	DIMENSIONS (HxWxD)
FF020226	290 x 115 x 75mm
Packaging: Full colour box	

Cistern Repair Parts

UNIVERSAL FLUSH VALVE (BUTTON CABLE OPERATED)

- Wide range of water level adjustment
- Universal fitting
 - Rubber adaptor for 1½" or 2" installations
 - Cable operated for flexible button positioning
- Soft activation button
- WRAS Approved
- Five year guarantee



CODE	VARIANT	DIMENSIONS (HxWxD)
FF020126	300mm Cable	290 x 110 x 75mm
FF020426	600mm Cable	290 x 110 x 75mm
Packaging: Full colour box		

UNIVERSAL FLUSH VALVE (LEVER CABLE OPERATED)

- Wide range of water level adjustment
- Universal fitting
 - Rubber adaptor for 1½" or 2" installations
 - Cable operated for flexible lever positioning
- Soft activation lever
- WRAS Approved
- Five year guarantee



CODE	VARIANT	DIMENSIONS (HxWxD)
FF020326	300mm Cable	285 x 140 x 75mm
FF020526	600mm Cable	285 x 140 x 75mm
Packaging: Full colour box		

UNIVERSAL FLUSH & FILL VALVE BUTTON CABLE KIT

- Includes all components and fixings to replace your cistern internals. Includes:
 - Bottom entry valve (FF010326)
 - Cable operated button flush valve (FF020126)
- Cable flush and bottom fill valve WRAS approved
- Five year guarantee



CODE
FF030126
Packaging: Full colour box

UNIVERSAL FLUSH & FILL VALVE LEVER CABLE KIT

- Includes all components and fixings to replace your cistern internals. Includes:
 - Bottom entry valve (FF010326)
 - Cable operated lever flush valve (FF020326)
- Cable flush and bottom fill valve WRAS approved
- Five year guarantee



CODE
FF030226
Packaging: Full colour box

UNIVERSAL FLUSH VALVE FIXING KIT

- Pair of fixing bolts for close coupled cisterns with fixing holes
- Pair of fixing bolts for close coupled cisterns with no fixing bolt holes
- Close coupling plate for close coupled cisterns with no holes
- Overflow bung
- Universal doughnut washer



CODE
FF050100
Packaging: Full colour box

BRASS 1/2" FEMALE TO 3/8" MALE ADAPTOR FOR INLET VALVES

- Use to convert ½" connections to ⅜"



CODE
FF050202
Packaging: Full colour box

Converta-Plug

Pop Up Waste Not Working? Broken Plug and Chain?

Convert your existing 'Plug and Chain' or 'Pop Up' to a modern 'Click Waste' in three easy steps!

- STEP 1** Select the adapter that best suits your existing waste from the selection included
- STEP 2** Secure the adaptor in place using the tool provided.
- STEP 3** Screw your new 'Click Plug' into the existing waste fitting and it's ready to use.



STANDARD BATH PLUG CONVERTA

- Upgrade your plug and chain to a push click plug
- No need to remove or disconnect your current waste
- Easy fit – no tools required
- Supplied with a range of adapters to suit most wastes
- Chrome plated ABS cover



CODE	FINISH
DG400441	Chrome
Packaging: Full colour box with euro slot	

POP UP BATH PLUG CONVERTA

- Upgrade your pop up plug to a push click plug
- No need to remove or disconnect your current waste
- Easy fit – no tools required
- Supplied with a range of adapters to suit most wastes
- Chrome plated ABS cover



CODE	FINISH
DG400241	Chrome
Packaging: Full colour box with euro slot	

STANDARD BASIN PLUG CONVERTA

- Upgrade your plug and chain to a push click plug
- No need to remove or disconnect your current waste
- Easy fit – no tools required
- Supplied with a range of adapters to suit most wastes
- Chrome plated ABS cover



CODE	FINISH
DG400341	Chrome
Packaging: Full colour box with euro slot	

POP UP BASIN PLUG CONVERTA

- Upgrade your pop up plug to a push click plug
- No need to remove or disconnect your current waste
- Easy fit – no tools required
- Supplied with a range of adapters to suit most wastes
- Chrome plated ABS cover



CODE	FINISH
DG400141	Chrome
Packaging: Full colour box with euro slot	

Bathroom Accessories

BATHROOM BLUETOOTH SPEAKER

- Play music and make voice calls in your bathroom with this water-resistant Bluetooth Shower Speaker
- Built-in hands-free microphone
- Sticks to flat and shiny non-porous surfaces using a suction cup
- Works with a range of Bluetooth enabled platforms including iOS and Android devices
- Five hour playback time*



*approximate duration whilst playing at 50% volume

CODE	FINISH	DIMENSIONS (HxWxD)
PA160122E	White	80 x 80 x 55mm
Packaging: Full colour box		

STRIPES PEDESTAL MIRROR

- White and grey stripe design
- For full range see page 121



CODE	DIMENSIONS (HxWxD)
QM223010	310 x 200 x 130mm
Packaging: Barcode label	

STRIPES SOAP DISPENSER

- White and grey stripe design
- For full range see page 121



CODE	DIMENSIONS (HxWxD)
FS226610	178 x 81 x 81mm
Packaging: Barcode label	

STRIPES SOAP DISH

- White and grey stripe design
- For full range see page 121



CODE	DIMENSIONS (HxWxD)
FS221910	24 x 138 x 104mm
Packaging: Barcode label	

STRIPES TUMBLER

- White and grey stripe design
- For full range see page 121



CODE	DIMENSIONS (HxWxD)
FS221810	100 x 80 x 80mm
Packaging: Barcode label	

STRIPES TOILET BRUSH HOLDER WITH COVER

- White and grey stripe design
- For full range see page 121



CODE	DIMENSIONS (HxWxD)
FS222010	360 x 107 x 107mm
Packaging: Barcode label	

Bathroom Accessories

SILVER GLITTER MIRROR

- Silver glitter design
- Co-ordinating accessories available

- Co-ordinating Flexi-Fix toilet seat available (see page 75)



CODE	DIMENSIONS (HxW)
QM101040	395 x 395mm
Packaging: Barcode label	

ROUND SILVER GLITTER TUMBLER

- Silver glitter design
- Co-ordinating accessories available

- Co-ordinating Flexi-Fix toilet seat available (see page 75)



CODE	DIMENSIONS (HxWxD)
FS101840	100 x 70 x 70mm
Packaging: Barcode label	

ROUND SILVER GLITTER SOAP DISPENSER

- Silver glitter design
- Co-ordinating accessories available

- Co-ordinating Flexi-Fix toilet seat available (see page 75)



CODE	DIMENSIONS (HxWxD)
FS106640	180 x 68 x 68mm
Packaging: Barcode label	

ROUND SILVER GLITTER SOAP DISH

- Silver glitter design
- Co-ordinating accessories available

- Co-ordinating Flexi-Fix toilet seat available (see page 75)



CODE	DIMENSIONS (HxWxD)
FS101940	24 x 138 x 104mm
Packaging: Barcode label	

SILVER GLITTER TOILET BRUSH WITH COVER

- Silver glitter design
- Co-ordinating accessories available
- Co-ordinating Flexi-Fix toilet seat available (see page 75)



CODE	DIMENSIONS (HxWxD)
FS102040	360 x 105 x 105mm
Packaging: Barcode label	

TOILET ROLL HOLDER

- This simple design will suit any bathroom style
- Wipe clean finish

- White powder coated aluminium with plastic fixing plate
- All fixings included



CODE	FINISH	DIMENSIONS (HxWxD)
AK204022	White	116 x 150 x 10mm
Packaging: Polybag with euro slot		

Bathroom Accessories

TOILET ROLL HOLDER

- Free standing toilet roll holder
- Chrome plated finish
- Holds three spare rolls
- Five year rust free guarantee



NEW

CODE	DIMENSIONS (HxWxD)
QM263941	613 x 132 x 141mm

Packaging: Swing tag

WALL MOUNTED TOILET CADDY

- Fits four toilet rolls
- Easy to install - fittings included
- Five year rust free guarantee



NEW

CODE	FINISH	DIMENSIONS (HxWxD)
QM265241	Chrome	420 x 34 x 170mm

Packaging: Backing card with euro slot

HOOK OVER TANK TOILET ROLL HOLDER

- Fits most toilet tanks
- Chrome plated finish
- Easy to install - no drilling or fixing required
- Five year rust free guarantee



NEW

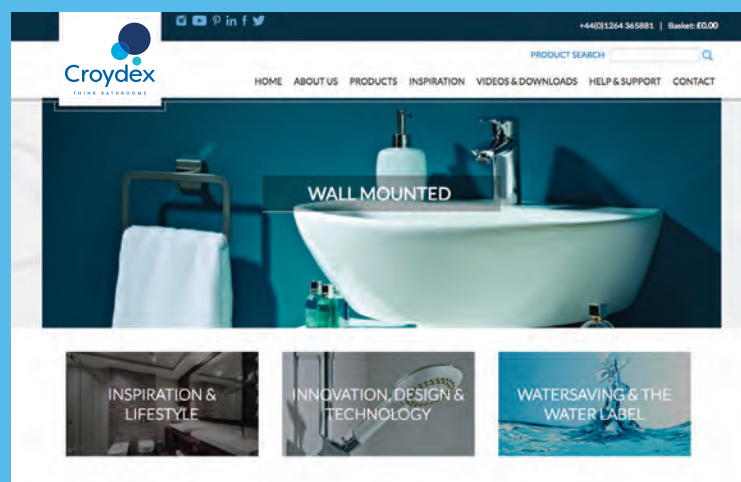
CODE	DIMENSIONS (HxWxD)
QM265341	190 x 40 x 110mm

Packaging: Backing card with euro slot



Visit us online at
www.croydex.com

to view our customer friendly website where you will find our full range of products to order, along with tutorial videos and downloads.



Bathroom Accessories

TOILET CADDY

- One handy unit provides
 - Toilet tissue dispenser
 - Storage for up to three additional toilet rolls
 - Magazine rack
- Heavy base for stability
- High quality chrome plated steel
- Easy to assemble, no tools required



CODE	FINISH	DIMENSIONS (HxWxD)
AJ400441	Chrome	480 x 205 x 115mm
Packaging: Full colour box		

TOILET BRUSH AND TOILET ROLL HOLDER

- 2 in 1 combined toilet brush and toilet roll holder
- Free standing accessory with chrome finish
- Keeps your bathroom tidy and organised
- Space saving design
- Simple self-assembly
- All fittings included



CODE	FINISH	DIMENSIONS (HxWxD)
AJ401141	Chrome	630 x 190 x 190mm
Packaging: White box colour label		

PEDESTAL STORAGE UNIT

- Make use of unused space under your washbasin
- Two shelves and a towel rail
- Durable mild steel construction with a high quality chrome plated finish
- Simple self-assembly format
- All fixings included



CODE	FINISH	DIMENSIONS (HxWxD)
AJ401341	Chrome	657 x 545 x 325mm
Packaging: White box with colour label		

FREE STANDING THREE TIER STORAGE BASKET

- Three tier freestanding storage basket
- Five year rust free guarantee



NEW




CODE	FINISH	DIMENSIONS (HxWxD)
QM264041	Chrome	663 x 253 x 162mm
Packaging: Swing tag		



Bathroom Accessories

ABS CHROME SHELF

- Chrome plated ABS
- Corrosion-resistant
- Contemporary design
- Screws to wall (all fixings included)



CODE	FINISH	DIMENSIONS (WxD)
PA155941	Chrome	226 x 226mm
Packaging: Full colour box		

BATH RACK

- Fits most standard 70cm width baths
- Durable chrome plated mild steel
- Five year rust free guarantee



CODE	FINISH	DIMENSIONS (HxWxD)
QM268041	Chrome	45 x 650 x 135mm
Packaging: Card wrap with euro slot		

TELESCOPIC TRIPLE CORNER STORAGE BASKET

- Three adjustable storage baskets
- Ideal for the corner of the bath or shower enclosure
- Creates valuable additional storage space
- Easy to install
- Maximum extension 2.4 metres
- Five year rust free guarantee



CODE	FINISH	DIMENSIONS (HxWxD)
PA140122	White	2400 x 250 x 165mm
Packaging: Full colour box		



Bathroom Accessories

FLEXI-FIX SQUEEGEE

- Keeps shower doors crystal clear
- Helps prevent the accumulation of mould and mildew on tiles and glass
- Screw or glue fixing
- Flexi-Fix hook
- Stainless steel blade holder with chrome plated handle
- 255mm Durable rubber blade
- All fixings and fittings included



CODE	FINISH	DIMENSIONS (W)
AJ402041	Chrome	255mm
Packaging: Full colour backing card		

DELUXE SQUEEGEE

- Stainless steel blade holder with chrome plated handle
- Helps prevent the accumulation of mould and mildew on tiles and glass
- 252mm Durable rubber blade
- Suction cup hook with chrome plated cover



CODE	FINISH	DIMENSIONS (W)
AJ401641	Chrome	252mm
Packaging: Header card with euro slot		

CLEAR SQUEEGEE

- Stainless steel blade holder with clear plastic handle
- Helps prevent the accumulation of mould and mildew on tiles and glass
- 256mm Durable rubber blade
- Suction cup hook



CODE	FINISH	DIMENSIONS (W)
AJ401741	Clear	256mm
Packaging: Header card with euro slot		

SQUEEGEE

- Includes B-Smart hook for easy storage
- Helps prevent the accumulation of mould and mildew on tiles and glass
- Rubberised handle for greater comfort
- Tape fix holder



CODE	DIMENSIONS (W)
PA110422	180mm
Packaging: Full colour box with euro slot	

TURBO DRAIN CLEANER

- Efficiently dissolves the coarsest dirt accumulated in the waste traps of sinks, baths or shower wastes
- Pour granules down the waste and follow with boiling water
- Hear the activation of the dissolving granules



CODE
CC010100

CHROME CLEANER

- Restores and maintains the functionality of chrome plated products
- Removes scale and other deposits



CODE
CC010200

Bathroom Accessories

DRAIN UNCLOG TOOL

- Ideal for clearing blocked sinks, baths or shower wastes
- Simply insert in waste, twist and clear
- Perfect for getting into difficult drain spaces
- Five per pack



CODE	DIMENSIONS (L)
CC020100	455mm
Packaging: Polybag with with euro slot	

COLOUR CHANGING TOILET PAN NIGHT LIGHT

- Fits any toilet
- Motion sensor subtly lights your toilet pan to guide you in the dark
- 8 Different colours
- Set favourite colour or rotate colours
- One button control
- Batteries not included (requires x3 AAA)



CODE	FINISH
AJ100122E	White
Packaging: Full colour box	

BRITANNIA SMALL ROUND MAGNIFYING MIRROR

- 2x Magnification mirror
- Adjustable arm and mirror tilt function allows greater flexibility
- 150mm Diameter
- This item does not include the Flexi-Fix fitting
- All fixings included



CODE	DIMENSIONS (HxWxD)
QA103041	280 x 205 x 30mm
Packaging: White box with black and white label	

SHOWER MIRROR WITH RAZOR HOLDER

- Lightweight and easy to hold fog-free acrylic mirror
- Chrome plated hook with integrated razor holder
- Easy to remove mirror for shaving in the shower
- Easy to install with sticky pad (included)



CODE	DIMENSIONS (HxWxD)
AJ401841	Mirror: 202 x 153 x 2mm Hook: 60 x 36 x 32mm
Packaging: Blister pack with euro slot	

BRITANNIA RETRACTABLE CLOTHES LINE

- Stainless steel construction
- 2450mm Cord length
- This item does not include the Flexi-Fix fitting
- All fixings included



CODE	DIMENSIONS (HxWxD)
QA108641	92 x 92 x 50mm
Packaging: White box with black and white label	

OVER SHOWER DOUBLE CLOTHES LINE

- Two nylon cords (five metre max)
- Position template included
- Durable plastic casing
- All fixings included



CODE	DIMENSIONS (HxWxD)
DC100022	115 x 20 x 40mm
Packaging: Blister pack with euro slot	

Bathroom Accessories

WHITE FIVE LITRE PEDAL BIN

- Five litre capacity
- Pedal operation
- Removable polypropylene inner bin with carry handle for easy emptying

- Stainless steel
- Easy to clean



CODE	FINISH	DIMENSIONS (HxWxD)
AJ667322	White	280 x 205 x 260mm
Packaging: Shrink wrapped with colour label		



BRITANNIA THREE LITRE PEDAL BIN

- Three litre capacity
- Removable inner bin

- Stainless steel pedal bin with high quality polished finish



CODE	FINISH	DIMENSIONS (HxWxD)
QA107205	Chrome	260 x 170 x 230mm
Packaging: White box with colour label		

BRITANNIA FIVE LITRE PEDAL BIN

- Five litre capacity
- Removable inner bin

- Stainless steel pedal bin with high quality polished finish



CODE	FINISH	DIMENSIONS (HxWxD)
QA107305	Chrome	280 x 205 x 205mm
Packaging: White box with black and white label		

THREE LITRE PEDAL BIN WITH SOFT CLOSE

- Three litre capacity
- Soft close pedal operation
- Removable polypropylene inner bin with carry handle for easy emptying

- Stainless steel
- Chrome plated finish
- Easy to clean



CODE	FINISH	DIMENSIONS (HxWxD)
AJ657241	Chrome	250 x 170 x 220mm
Packaging: Box with colour label		

FIVE LITRE PEDAL BIN WITH SOFT CLOSE

- Five litre capacity
- Soft close pedal operation
- Removable polypropylene inner bin with carry handle for easy emptying

- Stainless steel
- Chrome plated finish
- Easy to clean



CODE	FINISH	DIMENSIONS (HxWxD)
AJ657341	Chrome	280 x 205 x 260mm
Packaging: Box with colour label		

Bathroom Accessories

CO-ORDINATING BATHROOM BIN & TOILET BRUSH

- Bin
 - Five litre capacity
- Toilet brush
 - Brush tip can be replaced
 - White/grey colour combination



CODE	VARIANT	DIMENSIONS (HxWxD)
AJ670122	Bin	200 x 230 x 300mm
AJ500122	Toilet Brush	350 x 100mm
Packaging: Shrink wrapped with colour label		

TOILET BRUSH & HOLDER

- Stainless steel toilet brush
 - with polished finish
- Freestanding
- Features a stylish modern circular-hole design



CODE	FINISH	DIMENSIONS (HxW)
AJ400241	Polished S/S	380 x 95mm
Packaging: Full colour box		

TOILET BRUSH & HOLDER

- Elegant and contemporary white and polished stainless steel finish toilet brush
- Freestanding
- Stainless steel handle and lid



CODE	FINISH	DIMENSIONS (HxW)
AJ400141	White & S/S	420 x 115mm
Packaging: Full colour box		

MODULAR TOILET BRUSH & HOLDER

- Stainless steel toilet brush with polished finish
- Freestanding
- Attractive modern design complements any bathroom



CODE	FINISH	DIMENSIONS (HxWxD)
QM112005	Polished S/S	380 x 100 x 100mm
Packaging: Full colour box		



Household Accessories

TAP SWIRLITS

- Use to direct the water spray around the sink for easy cleaning
- Fits most 12-15mm ($\frac{1}{2}$ " & $\frac{3}{8}$ ") taps
- High quality products
- Wipe clean finish



CODE	VARIANT	DIMENSIONS
DH311110U	Straight	$\frac{1}{2}$ " spout
DH310210U	Straight	$\frac{3}{8}$ " spout
DH314010U	Angled	$\frac{1}{2}$ " spout
DH313110U	Rubanek	$\frac{1}{2}$ " spout
Packaging: Polybag with euro slot		

SOAP HOLDERS

- You will never lose the soap again with these handy soap holders
- High quality products
- Durable designs
- Wipe clean finish



Rubagrip



Magnetic

CODE	VARIANT
AK167122	Rubagrip
AK200022	Magnetic
Packaging: Polybag with euro slot	

CLOTH HOLDERS

- The clean and tidy way to store your tea towels and cloths
- High quality products
- Durable designs
- Wipe clean finish



CODE	VARIANT
DB361310U	Single
DB362110U	Double
DB361510U	Triple
Packaging: Polybag with euro slot	

SELF PARKING PLUGS

- Durable self parking plugs, ideal replacement for bath or basin plugs, or perfect for travelling
- High quality products
- Wipe clean finish



CODE	VARIANT
DG300522U	Basin
DG300622U	Bath
Packaging: Polybag with euro slot	

SINK PLUNGERS

- For sinks, basins and baths, these plungers clear blockages fast
- High quality products
- Wipe clean finish



CODE	SIZE
DK365131U	Medium
DK365531U	Large
Packaging: Card wrap	

DOOR WEDGE

- This durable, slip-resistant door stop is an essential asset to any home
- High quality product
- Durable design
- Wipe clean finish



CODE
DJ609531U
Packaging: Polybag with euro slot

Soap Dispensers

EURO DISPENSER UNO

- Eliminates bottle clutter
- The pump pre-measures the right amount of liquid helping to avoid waste
- Fits in a corner or flat against the wall
- Lifts off wall bracket for easy filling
- Easy to fit on any surface
- All fixings included



CODE	FINISH	DIMENSIONS (HxWxD)
PA660522	White	200 x 80 x 80mm
PA660841	Chrome	200 x 80 x 80mm
Packaging: Full colour card with euro slot		

EURO DISPENSER DUO

- Eliminates bottle clutter
- The pump pre-measures the right amount of liquid helping to avoid waste
- Fits in a corner or flat against the wall
- Lifts off wall bracket for easy filling
- Easy to fit on any surface
- All fixings included



CODE	FINISH	DIMENSIONS (HxWxD)
PA660622	White	200 x 130 x 80mm
PA660941	Chrome	200 x 130 x 80mm
Packaging: Full colour card with euro slot		

EURO DISPENSER TRIO

- Eliminates bottle clutter
- The pump pre-measures the right amount of liquid helping to avoid waste
- Fits in a corner or flat against the wall
- Lifts off wall bracket for easy filling
- Easy to fit on any surface
- All fixings included



CODE	FINISH	DIMENSIONS (HxWxD)
PA660722	White	230 x 180 x 100mm
PA661041	Chrome	230 x 180 x 100mm
Packaging: Full colour card with euro slot		

CHROME FOAM DISPENSER

- This foam dispenser is economical and makes your soap last longer
- Suitable for both bathroom and kitchen areas
- Fill the dispenser with 60% water, 20% liquid soap, lotion or conditioner and 20% air
- Easy to clean and fill
- 270ml total capacity



CODE	FINISH	DIMENSIONS (HxWxD)
PA661341	Chrome	165 x 65 x 85mm
Packaging: Full colour card with euro slot		



Light Pulls

LIGHT PULL FEATURES

- One metre white cord included
- Simple to install, instructions included
- Available in a variety of finishes



FROSTED LIGHT PULL



CODE	FINISH	DIMENSIONS (H)
AJ387632	Frosted	65mm
Packaging: PET pack with euro slot		

CHROME EFFECT LIGHT PULL



CODE	FINISH	DIMENSIONS (H)
AJ357641	Chrome	70mm
Packaging: PET pack with euro slot		

CLASSIC LIGHT PULL



CODE	FINISH	DIMENSIONS (H)
AJ177641	White	75mm
Packaging: PET pack with euro slot		

BLANC LIGHT PULL



CODE	FINISH	DIMENSIONS (H)
AJ187641	White	70mm
Packaging: PET pack with euro slot		

TEARDROP LIGHT PULL



CODE	FINISH	DIMENSIONS (H)
AJ207641	Chrome	75mm
Packaging: PET pack with euro slot		

Light Pulls

TWIST LIGHT PULL



CODE	FINISH	DIMENSIONS (H)
AJ217641	Chrome	65mm
Packaging: PET pack with euro slot		

NOIR LIGHT PULL



CODE	FINISH	DIMENSIONS (H)
AJ247641	Black	70mm
Packaging: PET pack with euro slot		

PENCIL LIGHT PULL



CODE	FINISH	DIMENSIONS (H)
AJ257641	Chrome	85mm
Packaging: PET pack with euro slot		

CUBE LIGHT PULL



CODE	FINISH	DIMENSIONS (H)
AJ287641	Chrome	70mm
Packaging: PET pack with euro slot		



Cistern Levers

CISTERN LEVER FEATURES

- Durable metal cistern lever
- Suitable for handle action cisterns
- Simple to install, instructions included
- Available in a variety of styles and finishes

CLASSIC CISTERN LEVER



CODE	FINISH
AJ292241	Chrome/White
Packaging: PET pack with euro slot	

BLANC CISTERN LEVER



CODE	FINISH
AJ302241	Chrome/White
Packaging: PET pack with euro slot	

TEARDROP CISTERN LEVER



CODE	FINISH
AJ322241	Chrome
Packaging: PET pack with euro slot	

NOIR CISTERN LEVER



CODE	FINISH
AJ332241	Chrome/Black
Packaging: PET pack with euro slot	

COMTEMPORARY CISTERN LEVER



CODE	FINISH
AJ342241	Chrome
Packaging: PET pack with euro slot	

Terms & Conditions

CROYDEX CONDITIONS OF SALE

These Conditions of Sale are applicable to the United Kingdom

These Conditions of Sale ("Conditions") govern all sales of goods (including any sales of spares) by Croydex a division of Norcros Group (Holdings) Limited, a company registered in England and Wales and whose registered office is situated at Ladyfield House, Station Road, Wilmslow, Cheshire SK9 1BU ("Croydex"), to you, the Buyer named on the Order. These Conditions shall govern the sale to the exclusion of all other terms or conditions and no conduct by Croydex shall constitute acceptance of any other terms or conditions. No variation of these conditions will bind unless it is made in writing and signed by a director of Croydex.

1 Basis of Sale

- 1.1 Croydex shall sell and the Buyer shall purchase the Goods as described in and in accordance with any Order signed by the Buyer, which is accepted by Croydex subject to these Conditions. For the purposes of these Conditions an "Order" shall be a written instruction to supply the Goods, which shall incorporate these Conditions and a "Contract" shall mean the Order and Croydex's acceptance of the Order.
- 1.2 Any estimates issued to the Buyer by Croydex may be withdrawn or varied at any time and unless otherwise specified shall be automatically withdrawn after 60 days. No binding contract shall in any event arise until the Buyer's signed Order has been accepted by Croydex and confirmed in writing by Croydex's authorised representative.
- 1.3 For the avoidance of doubt, if there is any conflict between any special terms and conditions agreed between Croydex and the Buyer in relation to the Contract and the terms and conditions set out in these Conditions, the special terms shall prevail.
- 1.4 Croydex's employees or agents are not authorised to make any representations concerning the Goods unless confirmed by Croydex in writing.
- 1.5 Any advice or recommendation given by Croydex or its employees or agents to the Buyer or its employees or agents as to the storage, application or use of the Goods which is not confirmed in writing by Croydex is followed or acted upon entirely at the Buyer's own risk, and accordingly, Croydex shall not be liable for any such advice or recommendation which is not so confirmed.
- 1.6 Any illustrations or descriptive material and other information contained in Croydex's brochures, advertising materials or elsewhere shall not form part of the Contract and shall be treated as approximate and for guidance only unless specifically stated otherwise. Croydex may at its discretion from time to time vary the design of the Goods from that advertised without notice to the Buyer provided that any such variations do not constitute material alterations to the Goods.
- 1.7 If a sample of the Goods has been supplied, exhibited or inspected by the Buyer, the Buyer acknowledges and agrees that such sample was exhibited and inspected solely to enable the Buyer to assess the general quality of the Goods and nothing in these Conditions shall be deemed to confirm that the Goods will correspond to any such sample. Where dimensions of rubber or plastic Goods are set out in any of Croydex's brochures, advertising materials or elsewhere, the Buyer acknowledges and agrees that where such Goods are extruded or moulded, such dimensions may not be exactly reproduced due to the production processes.

2 Orders and Specifications

- 2.1 The Buyer shall be responsible to Croydex for ensuring the accuracy of the terms of any Order (including any applicable specification) submitted by the Buyer and for giving Croydex any necessary information relating to the Goods within a sufficient time to enable Croydex to perform the Contract in accordance with its terms.
- 2.2 The quantity, quality and description of, and/or any specification for, the Goods shall be those set out in the estimate or Order signed by the Buyer and accepted by Croydex.
- 2.3 No Order which has been accepted by Croydex may be cancelled or varied by the Buyer except with the agreement in writing of Croydex and on terms that the Buyer shall indemnify Croydex in full against all loss (including loss of profit) costs (including the costs of all labour and materials used) damage, charges and expenses incurred by Croydex as a result of cancellation.

3 Price of the Goods

- 3.1 The price of the Goods shall be Croydex's quoted price or, where no price has been quoted, the price listed in Croydex's price list current at the date of acceptance of the Order.
- 3.2 Croydex reserves the right by giving notice to the Buyer at any time before delivery, to increase the price of the Goods to reflect any change in delivery dates, quantities or specifications for Goods which is requested by the Buyer, to reflect any uplift in the price of raw materials or such other similar reason or any delay caused by instructions of the Buyer or failure of the Buyer to give Croydex accurate information or instructions.

- 3.3 Unless otherwise agreed in writing between the Buyer and Croydex all prices are given by Croydex on an ex works basis and where Croydex agrees to deliver the Goods otherwise than at Croydex's premises, the Buyer shall be liable to pay Croydex's charges for transport, packaging and insurance.
- 3.4 The price is exclusive of any applicable Value Added Tax or any other tax, duty tariff or charge arising in the United Kingdom or elsewhere.
- 3.5 Where delivery is to take place outside of the United Kingdom the price is exclusive of any import duties, local taxes or other local charges which may be in force from time to time.

4 Payment Terms

- 4.1 Subject to any special terms in writing between the Buyer and Croydex, Croydex shall be entitled to invoice the Buyer with the price of the Goods (or part thereof) on or at any time after delivery of the Goods, unless the Goods are to be collected by the Buyer or the Buyer wrongfully fails to take delivery of the Goods, in which event Croydex shall be entitled to invoice the Buyer for the price at any time after Croydex has notified the Buyer that the Goods are ready for collection or (as the case may be) Croydex has tendered delivery of the Goods.
- 4.2 Subject to any special terms in writing between the Buyer and Croydex the Buyer shall pay the price of the Goods not later than 30 days after the date of the invoice relating to the Goods. The time of payment shall be of the essence of the Contract. All payments shall be made in full without deduction in respect of any set-off or counterclaim.
- 4.3 If the Buyer fails to make any payment on the due date then without prejudice to any other right or remedy available to Croydex, Croydex shall be entitled to:
 - (a) cancel the Contract or suspend any further deliveries to the Buyer;
 - (b) appropriate any payment made by the Buyer to such of the Goods (or the goods supplied under any other contract between the Buyer and Croydex) as Croydex may think fit (notwithstanding any purported appropriation by the Buyer); and
 - (c) charge the Buyer interest (both before and after any judgment) on the amount unpaid, at the rate of 5 per cent per annum over the base rate for the time being of HSBC Bank plc (such interest being deemed to accrue from day to day and being compounded on the last day of each calendar month) until payment is made. For the avoidance of doubt Croydex reserves the right to claim interest under the Late Payment of Commercial Debts (Interest) Act 1998.
- 4.4 The Buyer shall be solely responsible for any associated bank charges incurred by the Buyer in relation to the purchase of the Goods which for the avoidance of doubt shall include (without limitation) payments made on the basis of a letter of credit or any other similar charges.

5 Delivery

- 5.1 Delivery of the Goods shall be made by the Buyer collecting the Goods at Croydex's premises at any time after Croydex has notified the Buyer that the Goods are ready for collection or, if some other place for delivery is agreed by Croydex, by Croydex delivering the Goods to that place.
- 5.2 Croydex shall endeavour to deliver the Goods by the date(s) agreed but such date(s) is/are not guaranteed nor shall the time(s) for delivery be of the essence unless previously agreed by Croydex in writing. The date(s) quoted shall be extended by a reasonable period if there is any delay caused by industrial dispute or by any cause beyond the reasonable control of Croydex. Croydex shall under no circumstances be liable to compensate the Buyer in respect of late delivery.
- 5.3 Where the Goods are to be delivered in instalments, each delivery shall constitute a separate contract and failure by Croydex to deliver any one or more of the instalments in accordance with these Conditions or any claim by the Buyer in respect of any one or more instalments shall not entitle the Buyer to treat the Contract as a whole as repudiated.
- 5.4 If the Buyer fails to take delivery of the Goods or fails to give Croydex adequate delivery instructions at the time stated for delivery (otherwise than by reason of any cause beyond the Buyer's reasonable control or due to the fault of Croydex) then without prejudice to any other right or remedy available to Croydex, Croydex may:
 - (a) store the Goods until actual delivery and charge the Buyer for the reasonable costs (including insurance) of storage; or
 - (b) sell the Goods at the best price readily obtainable and (after deducting all reasonable storage and selling expenses) account to the Buyer for the excess over the price under the Contract or charge the Buyer for any shortfall below the price under the Contract.

6 Risk and Property

- 6.1 Risk of damage to or loss of the Goods shall pass to the Buyer:
 - (a) in the case of the Goods to be delivered at Croydex's premises (by the Buyer collecting the Goods), at the time when Croydex notifies the Buyer that the Goods are available for collection; or
 - (b) in the case of Goods to be delivered otherwise than at Croydex premises, at the time of delivery or, if the Buyer wrongfully fails to take delivery of the Goods, the time when Croydex has tendered delivery of the Goods.

Terms & Conditions

- 6.2 Notwithstanding delivery and the passing of risk in the Goods, or any other provision of these Conditions, the property in the Goods shall not pass to the Buyer until Croydex has received in cash or cleared funds payment in full of the price of the Goods and all other goods agreed to be sold by Croydex to the Buyer for which payment is then due.
- 6.3 Until such time as the property in the Goods passes to the Buyer:
- in the case of Goods to be delivered otherwise than at Croydex's premises the Buyer shall hold the Goods as Croydex's fiduciary agent and bailee;
 - shall keep the Goods separate from those of the Buyer and third parties and properly stored, protected, insured and identified as Croydex's property but the Buyer shall be entitled to resell or use in the ordinary course of its business; and
 - (provided that the Goods are still in existence and have not been resold) Croydex shall be entitled at any time to require the Buyer to deliver up the Goods to Croydex and, if the Buyer fails to do so forthwith, to enter upon any premises of the Buyer or any third party where the Goods are stored and repossess the Goods.
- 6.4 The Buyer shall not be entitled to pledge or in any way charge by way of security for any indebtedness any of the Goods which remain the property of Croydex, but if the Buyer does so all monies owing by the Buyer to Croydex shall (without prejudice to any other right or remedy of Croydex) forthwith become due and payable.

7 Notification of Claims

- 7.1 Any claim for non-delivery of any Goods shall be notified in writing by the Buyer to Croydex within 7 days of the date of Croydex's invoice.
- 7.2 Any claim based on any defect in the quality or condition of the Goods or their failure to correspond with specification shall (whether or not delivery is refused by the Buyer) be notified to Croydex within 3 days from the date of the delivery or (where the defect or failure was not apparent on reasonable inspection) within a reasonable time after discovery of the defect or failure.
- 7.3 If delivery is not refused, and the Buyer does not notify Croydex of any claim in accordance with the provisions of this clause, the Buyer shall not be entitled to reject the Goods and Croydex shall have no liability for such defects or failure, and the Buyer shall be bound to pay the price as if the Goods had been delivered in accordance with the Contract.
- 7.4 Where the Goods are defective and the Buyer has notified Croydex in accordance with Clause 7.2 above, such Goods may be returned to Croydex by prior arrangement and the Buyer shall be entitled to avail itself of the remedies set out in Clause 8.

8 Warranties and Liabilities

- 8.1 Save as otherwise agreed in writing by Croydex from time to time, Croydex does not give to the Buyer any guarantees, conditions or warranties (including in respect of the quality of the Goods or the fitness for their purpose) whether express or implied by statute or common law or otherwise except that this clause shall in no way exclude any warranties, conditions or other terms where the Goods are sold to a person dealing as a consumer (within the meaning of the Unfair Contracts Terms Act 1977).
- 8.2 Croydex will be under no liability:
- in respect of any default in the Goods arising from any drawing, design or specification supplied by the Buyer;
 - in respect of any defect arising from fair wear and tear, wilful damage, negligence, failure to follow Croydex's instructions (whether oral or in writing), misuse, alteration, or repair of the Goods without Croydex's approval;
 - under any other warranty, condition or guarantee if the total price for the Goods has not been paid by the due date for payment.
 - for any defect arising following the installation of any spare, consumable or other part not purchased from Croydex or any defect following any servicing, modification or other work not carried out by Croydex.
- 8.3 Subject as expressly provided in these Conditions all warranties, conditions or other terms implied by statute or common law are excluded to the fullest extent permitted by law.
- 8.4 Where any valid claim in respect of any of the Goods which is based on any defect in the quality or condition of the Goods or their failure to meet specification is notified to Croydex in accordance with these Conditions, Croydex shall, at its sole discretion, replace or repair the Goods (or the part in question) free of charge or refund the price paid for the Goods by the Buyer but Croydex shall have no further liability to the Buyer.
- 8.5 Except in respect of death or personal injury caused by Croydex's negligence, Croydex shall not be liable to the Buyer by reason of any representation (other than fraudulent misrepresentation) or any implied warranty, condition or other term, or any duty at common law, or under the express terms of the Contract for any consequential loss or damage (whether for loss of profit or otherwise), costs, expenses, or other claim for consequential compensation whatsoever (and whether caused by the negligence of Croydex, its employees or agents or otherwise) which arises out of or in connection with the supply of the Goods or their resale by the Buyer, except as expressly provided in these Conditions.

- 8.6 The Buyer shall indemnify Croydex and keep Croydex fully indemnified on demand against any loss of or damage to any property or injury to or death of any person caused by any negligent act or omission or breach of these Conditions by the Buyer, its employees, agents or sub-contractors.

9 Force Majeure

- 9.1 Croydex shall not be liable to the Buyer or be deemed to be in breach of the Contract by reason of any delay in performing, or any failure to perform, any of Croydex's obligations in relation to the Goods, if the delay or failure was due to any cause beyond Croydex's reasonable control. Without prejudice to the generality of the foregoing, the following shall be regarded as causes beyond Croydex's reasonable control:
- Act of God, explosion, flood, tempest, fire or accident;
 - strikes, lock-outs or other industrial actions or trade disputes (whether involving employees of Croydex or third parties);
 - war or threat of war, sabotage, insurrection, civil disturbance or requisition;
 - import or export regulations or embargoes;
 - difficulties in obtaining raw materials, labour, fuel, parts or machinery;
 - power failure or breakdown in machinery.

10 Indemnity and Intellectual Property Right Ownership

- 10.1 The Buyer acknowledges that all technical data, drawings, reports and any other information of documents whatsoever (the "Croydex Documentation") which Croydex submits to the Buyer in the course of or prior to the execution of this Contract remains the property of Croydex and the copyright and any other intellectual property rights in the Croydex Documentation remains vested at all times in Croydex. The Buyer further agrees that the Croydex Documentation may not be used except in connection with the operation, maintenance and use of the Goods and may not be disclosed to any third parties.
- 10.2 The Buyer agrees that it will not at any time, without the prior written consent of Croydex, manufacture or have manufactured any goods in imitation of the Goods and it will not at any time dispute or assist any other person to dispute the validity of any intellectual property rights (whether registered or unregistered) in the Goods.
- 10.3 The Buyer shall indemnify and keep Croydex indemnified against all costs, expenses, damages and demands incurred by Croydex in respect of:
- any alleged infringement of the patents, trade marks, copyright, design or other intellectual property rights used by Croydex at the request of the Buyer;
 - any alleged breach or infringement of any statute or regulation concerning the preparation, marketing and distribution of the Goods sold by the Buyer;
 - any alleged breach of any statute relation to trade descriptions or weights and measures where Croydex relies or has relied upon information relating thereto or labels provided by the Buyer, and the breach does not arise from the negligence or default of Croydex;
 - any claims arising and made under the Consumer Protection Act 1987 and which arise by reason of or in connection with a defect in the Goods or in the end product manufactured and/or supplied by the Buyer in which the Goods are comprised, which defect is attributable either to the compliance by Croydex with the instructions given by the Buyer or to the Buyer's design of the end product.
- 10.4 The Buyer shall not without the prior written consent of Croydex:
- alter or make any addition to the labelling or packaging of the Goods displaying trade marks of Croydex or other intellectual property rights belonging to Croydex;
 - alter, deface or remove in any manner any reference to trade marks of Croydex, any reference to Croydex or any other name attached or affixed to the Goods or their packaging or labelling;
 - use any trade marks of Croydex or any other intellectual property rights provided on packaging or labelling of the Goods in any other way other than in respect of onward sales of the Goods;
 - use any trade marks or images confusingly similar to the trade marks or intellectual property rights supplied on packaging or labelling on the Goods;
 - use trade marks supplied on the Goods' packaging or labelling or any word confusingly similar to any of the same as, or as part of, its corporate or trading name;
 - apply for or obtain registration of any of the trade marks used on or supplied on the packaging or labelling of the Goods (or any trade or service mark which comprises of such trade marks or any confusingly similar word or words or logo) for any goods or services in any country;
 - do or omit to do anything which may diminish or devalue:
 - the reputation, image or prestige of; or
 - Croydex's rights in or to; or
 - impair any registration of any of the trade marks or intellectual property rights used on or supplied with the Goods.
- 10.5 The Buyer shall promptly give notice in writing to Croydex if it becomes aware that there is any infringement or suspected infringement of the trade marks or other intellectual property rights supplied or used on the packaging or labelling and in instances where the disposal of the Goods infringes the rights of any third party.

Terms & Conditions

- 10.6 In the case of any matter falling within clause 10.5 above:
- (a) Croydex shall in its absolute discretion determine what action if any shall be taken;
 - (b) Croydex shall have sole control over and shall conduct any action as it shall deem necessary in pursuance of clause 10.6 (a);
 - (c) the Buyer shall have no right to make any demands or bring any claim, effect any settlements or take any other action in respect of any infringement or suspected infringement without Croydex's prior consent (in writing and signed by a duly authorised representative); and
 - (d) Croydex shall pay all costs in connection with any such action and shall be entitled to all damages and other sums which may be paid or awarded as a result of any such action.

11 Insolvency of Buyer

- 11.1 If:
- (a) the Buyer makes any voluntary agreement with its creditors or becomes subject to an administration order or (being an individual or firm) becomes bankrupt or (being a company) goes into liquidation (otherwise than for the purposes of a solvent amalgamation or reconstruction);
 - (b) an encumbrancer takes possession, or a receiver is appointed, over any of the property or any assets of the Buyer;
 - (c) the Buyer ceases, or threatens to cease, to carry on business;
 - (d) Croydex reasonably apprehends that any of the events mentioned above is about to occur in relation to the Buyer and notifies the Buyer accordingly; or
 - (e) the Buyer is in material breach of these Conditions and has failed to remedy such breach (in the case of a breach capable of being remedied) within 30 days of receiving a notice requiring it to do so, Croydex shall be entitled to cancel the Contract or suspend any further deliveries under the Contract or provision of installation services without liability to the Buyer, and if the Goods have been delivered but not paid for the price shall become immediately due and payable notwithstanding any previous agreement or arrangement to the contrary.

12 Confidentiality

- 12.1 Each party shall treat as confidential all information obtained from the other under this Contract and shall not divulge such information to any person (except to such party's own employees and then only to those employees who need to know the same) without the other party's prior written consent provided that this clause shall not extend to information which was rightfully in the possession of such party prior to the commencement of the negotiations leading to this Contract, which is already public knowledge or becomes so at a future date (otherwise than as a result of a breach of this clause) or which becomes known to such party from a source other than the other party to this Contract. Each party shall ensure that its employees are aware of and comply with the provisions of this clause. If Croydex shall appoint any sub-contractor then Croydex may disclose confidential information to such sub-contractor subject to such sub-contractor giving the Buyer an undertaking in similar terms to the provisions of this clause. The foregoing obligations as to confidentiality shall survive any termination of this Contract.

13 General

- 13.1 Any notice to either party under these Conditions shall be in writing by or on behalf of the party giving it and shall, unless delivered to a party personally, be left at or sent by prepaid first class post, prepaid recorded delivery, telex, facsimile or email to the address of the party as notified in writing from time to time.
- 13.2
- (a) Either party may, in whole or in part, compound, waive or postpone, in its absolute discretion, any liability owed to it or right granted to it under the Contract by the other party without in any way prejudicing its rights in respect of any other liability or right so released, compounded, compromised, waived or postponed.
 - (b) No single or partial exercise or failure or delay in exercising any right, power or remedy by either party shall constitute a waiver by that party of, or impair or preclude any further exercise of that or any right, power or remedy arising under the Contract or otherwise.
- 13.3 To the extent that any provision of these Conditions is found by any court or competent authority to be invalid, unlawful or unenforceable in any jurisdiction, that provision shall be deemed not to be a part of these Conditions, it shall not affect the enforceability of the remainder of these Conditions nor shall it affect the validity, lawfulness or enforceability of that provision in any other jurisdiction.
- 13.4 Any reference in these Conditions to any provision of a statute shall be construed to that provision as amended, re-enacted or extended at the relevant time.
- 13.5 The headings in these Conditions are for convenience only and shall not affect their interpretation.

- 13.6 For the purposes of section 1(2) of the Contracts (Rights of Third Parties) Act 1999 the parties state that they do not intend any term of these Conditions to be enforced by third parties but any third party right which exists independently of that Act is preserved.

14 Governing law and jurisdiction

- 14.1 These Conditions shall be governed by and construed in accordance with English law.
- 14.2 Each of the parties irrevocably submits for all purposes in connection with these Conditions to the exclusive jurisdiction of the courts of England.

"Any illustrations or descriptive material and other information contained in Croydex's brochures, advertising materials or elsewhere shall not form part of the Contract and shall be treated as approximate and for guidance only unless specifically stated otherwise. Croydex may at its discretion from time to time vary the design of the Goods from that advertised without notice to the Buyer provided that any such variations do not constitute material alterations to the Goods."

Conditions of Sale

This price list supercedes all previous editions.

Applicable to U.K. sales only. For sales outside the U.K. please see the relevant price lists.

Carriage Paid Terms

- * A carriage surcharge will be applied to all orders below the NET minimum order value.
- ** For pricing on priority delivery service please contact our customer services team on 01264 365881.

April 2018

[illegible]

Notes

[illegible]



Croydex is a division of Norcros Group (Holdings) Limited
Central Way, Andover, Hampshire, SP10 5AW, UK
Tel: +44 (0) 1264 365881 **Fax:** +44 (0) 1264 356437
Sales: sales@croydex.co.uk **Helpline:** info@croydex.co.uk

www.croydex.com

FB9998999 £
FB9998998 €
FB9998997 \$